



The Invisible Universe

Jonathan McDowell

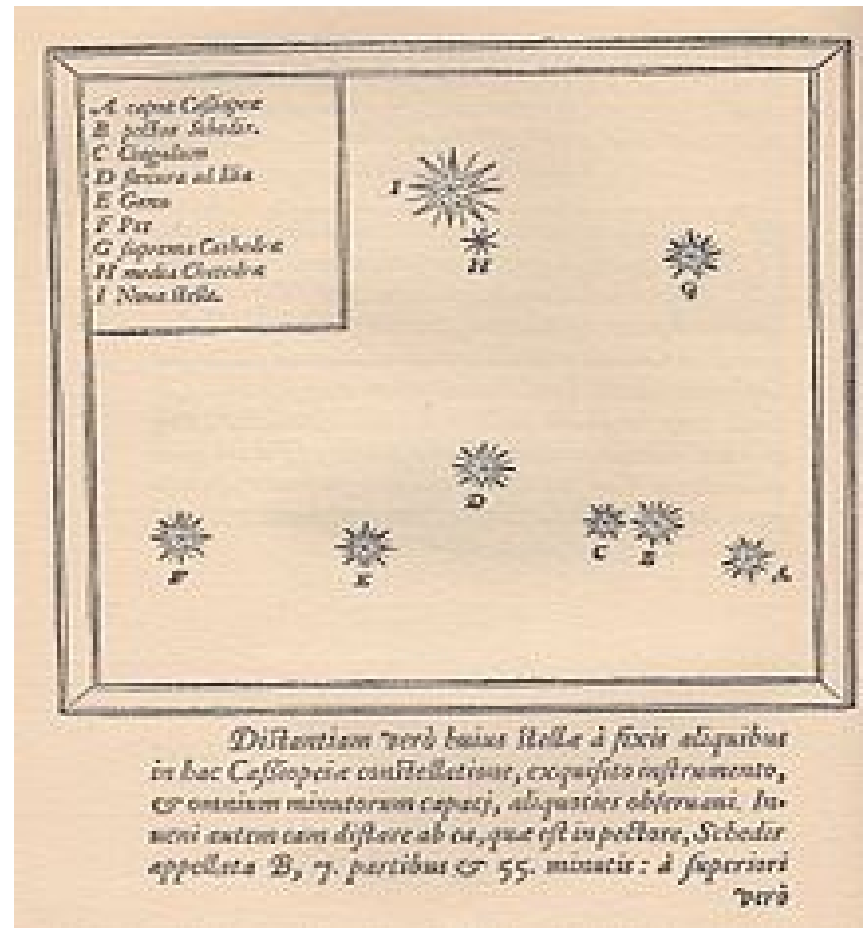
Smithsonian Astrophysical Observatory



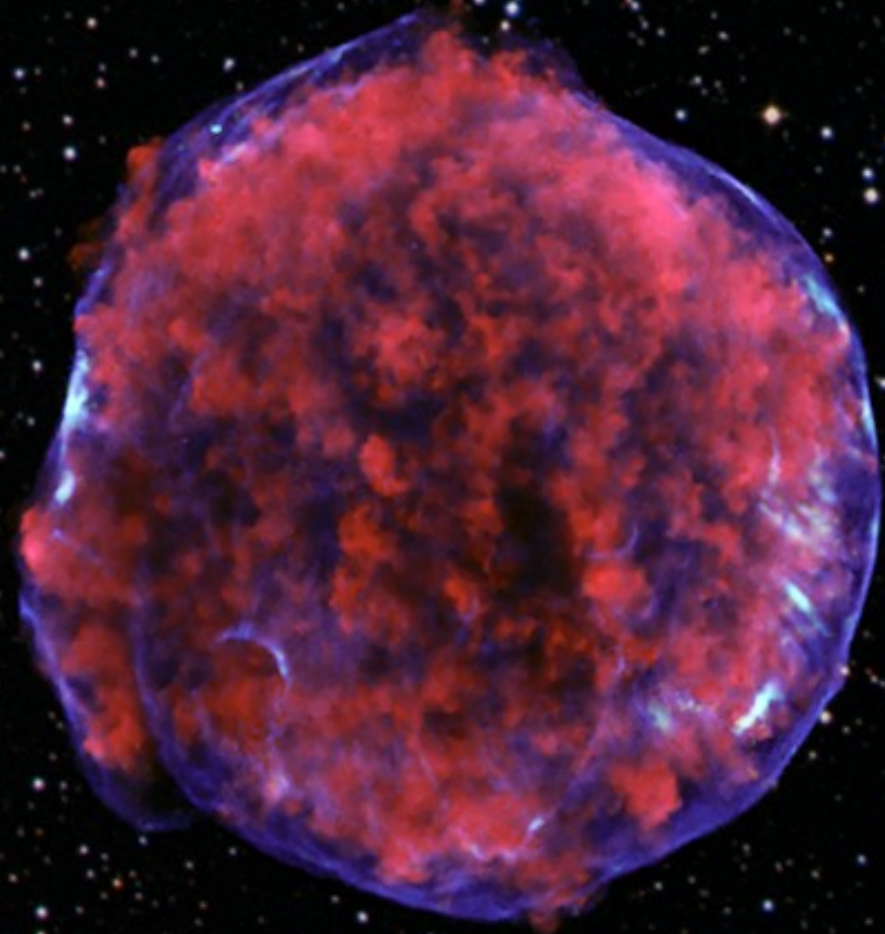
Part 1: The invisible universe

In 1572, Danish astronomer Tycho Brahe recorded a 'new star' in the constellation Cassiopeia

It was visible to the naked eye until 1574, slowly fading from view..

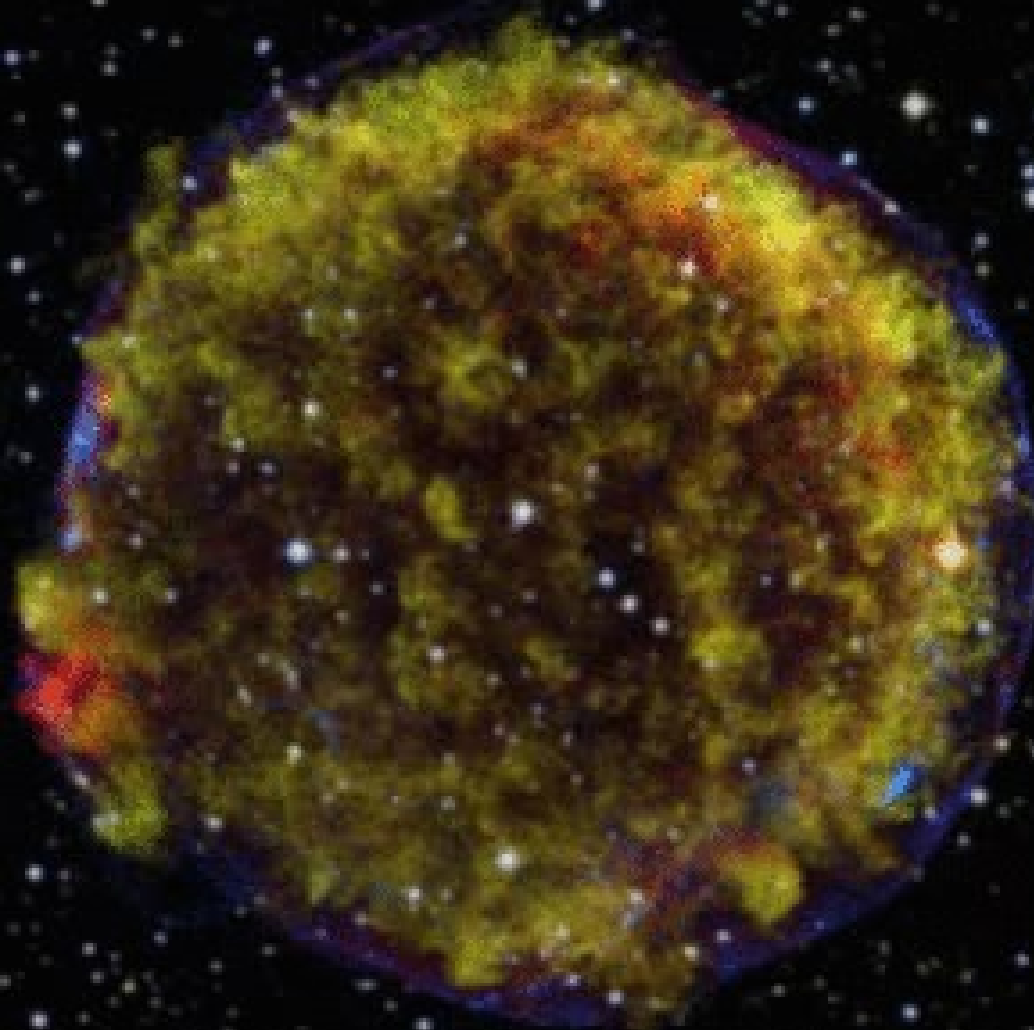




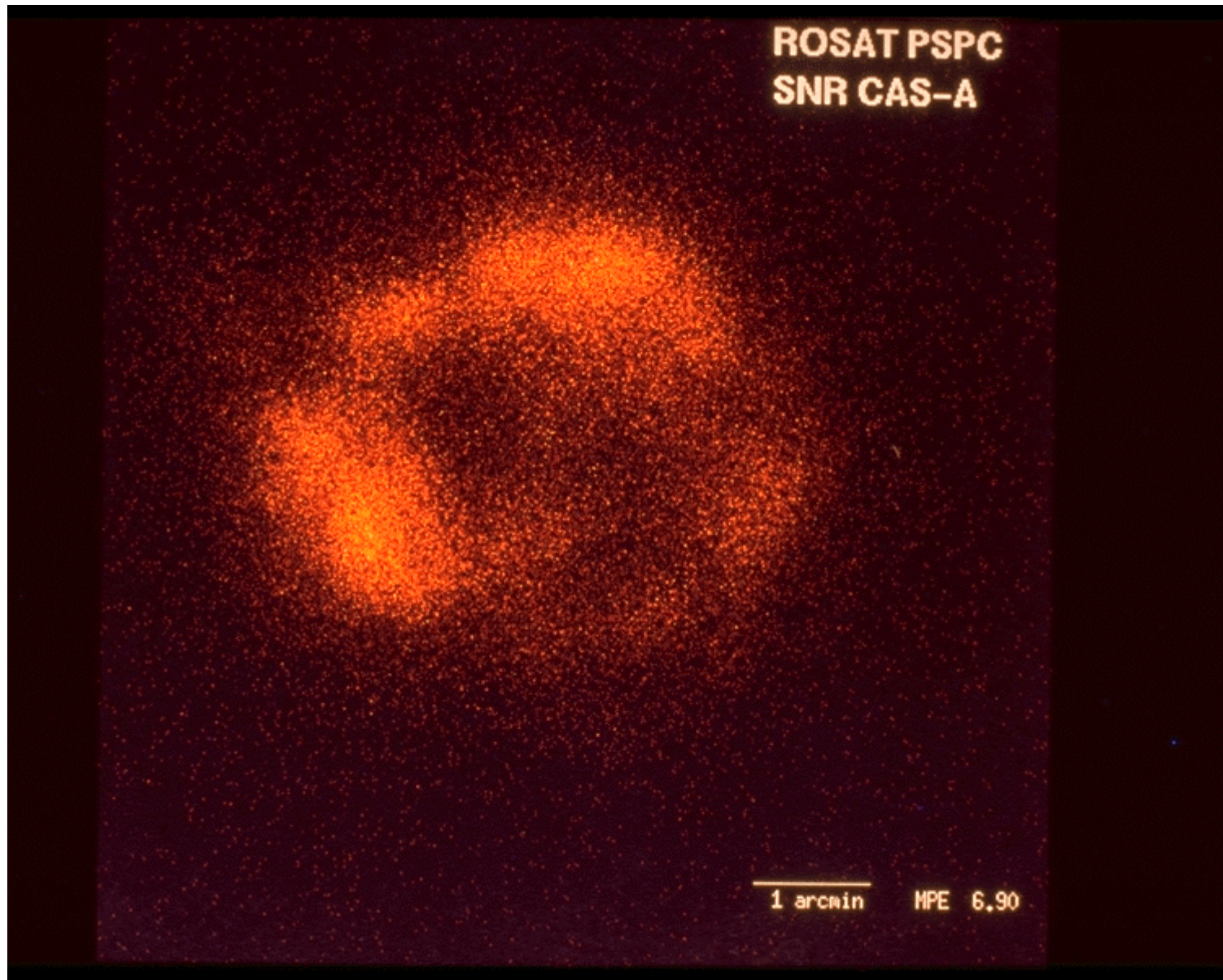



Tycho

2000



Milky Way galaxy: Supernova remnant (X-ray)



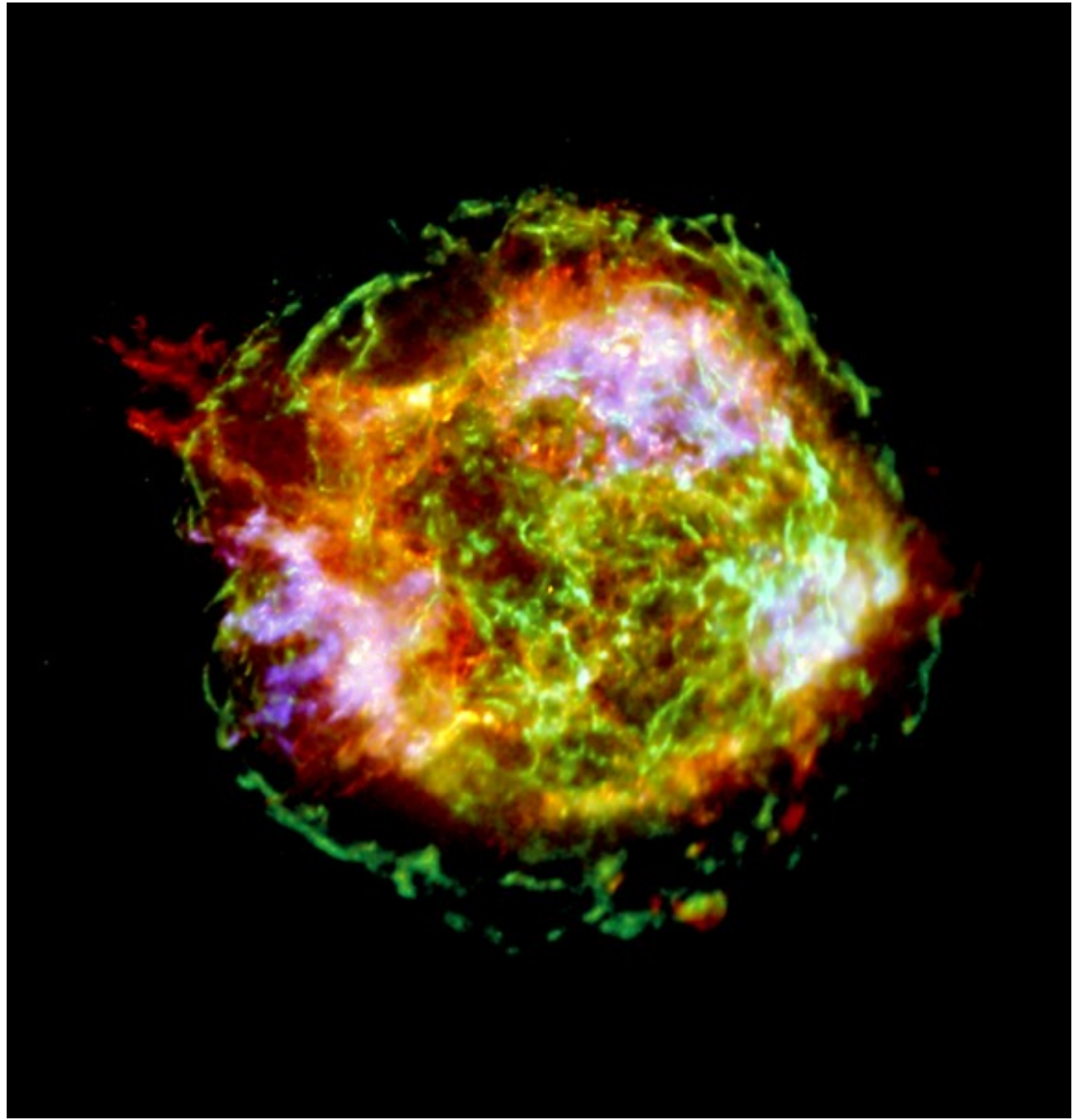


1 hour
with
Chandra

Milky Way galaxy: Supernova remnant (X-ray)

- 1 megasecond (11 days)
- Blue: Iron
- Red: Silicon
- Green: outer shock wave

Cas A with Chandra (Una Hwang)



11000 light years away

16 light years across



Astronauts' last view of Hubble in May 2009 after the final refurbishment mission

The Chandra X-ray Observatory



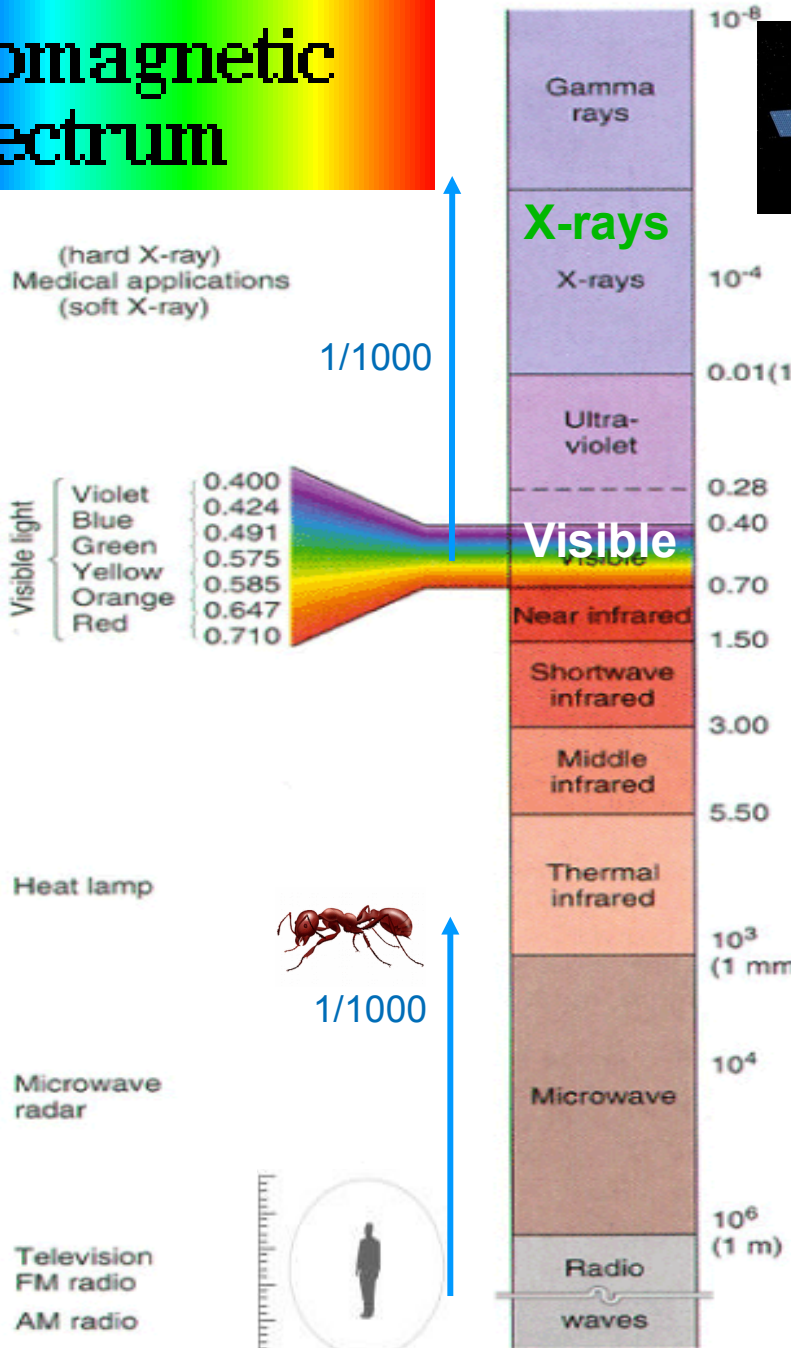
Launched 18 years ago 23 July 1999

A revolution in X-ray astronomy
and astronomy in general

We are now in the era of multiwaveband astronomy

Electromagnetic Spectrum

10⁵ range of wavelength in astronomy



Fermi gamma-ray Observatory

Whipple 10 meter

Chandra

Hubble

Spitzer

Sub-millimeter array

VLA

source: Christopherson (2000) Geosystems



Digression: What's an X-ray?

A lot of people are familiar with, but confused by, medical X-rays

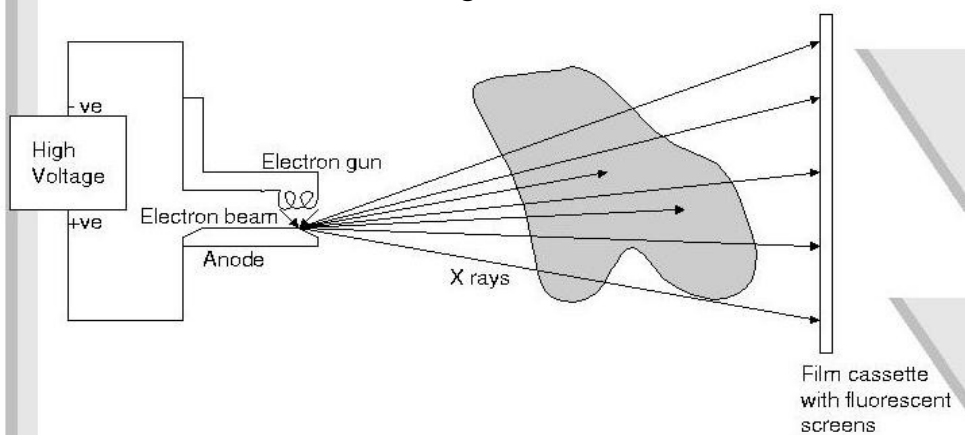
The photo at left is a picture of an X-ray light bulb, photobombed by someone's hand

The X-rays are the light bit. The dark areas are where there aren't any X-rays because the hand has blocked them.

X-ray bulb
= star, galaxy

Hand
= interstellar
gas and dust

X-ray
camera



In X-ray astronomy we are usually taking a picture of the “light bulb” (the star making the X-rays) and not interested in the “hand” (stuff blocking the X-rays between the star and us)



Visible-light photons are like raindrops
- each one is 'small' (has a small amount of energy)
- there are lots of them, but don't do any damage



X-ray photons are like hailstones
- each one is 'big' – lots of energy
- there are many fewer of them
- but each one packs a wallop

If you up the INTENSITY (number of photons) in a beam of light you increase the total energy you get but not the energy per 'packet'
If you want to get a tan (or worse) you have to increase the energy per photon, not just the number of photons.

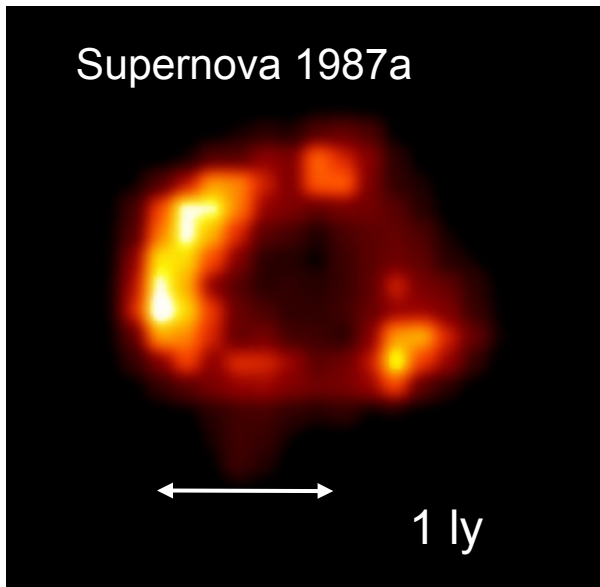
We have a word for the energy of a photon: "COLOR"
(well, "COLOUR" but I'll defer to the local sensibility)



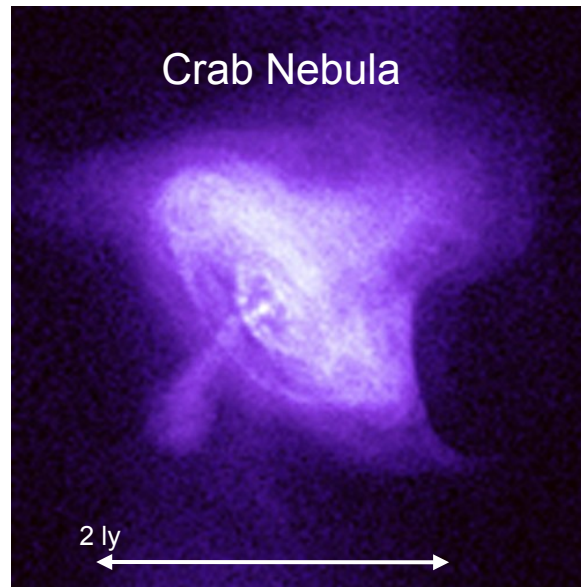
Sources of X-rays

- Shock waves in plasma (ionized gas)
- “Synchrotron” caused by energetic particles in magnetic fields (like a natural particle accelerator)
- Energy release from gravity (“accretion” power)


Explosions: Supernovae and their remnants



Particles moving near the speed of light in magnetic fields



Matter falling into deep gravitational wells




In the optical, we see mostly energy from nuclear fusion
In X-rays, we see mostly accreting sources: energy from gravity!

Powerful sources of X-rays

X-ray map of the whole sky:

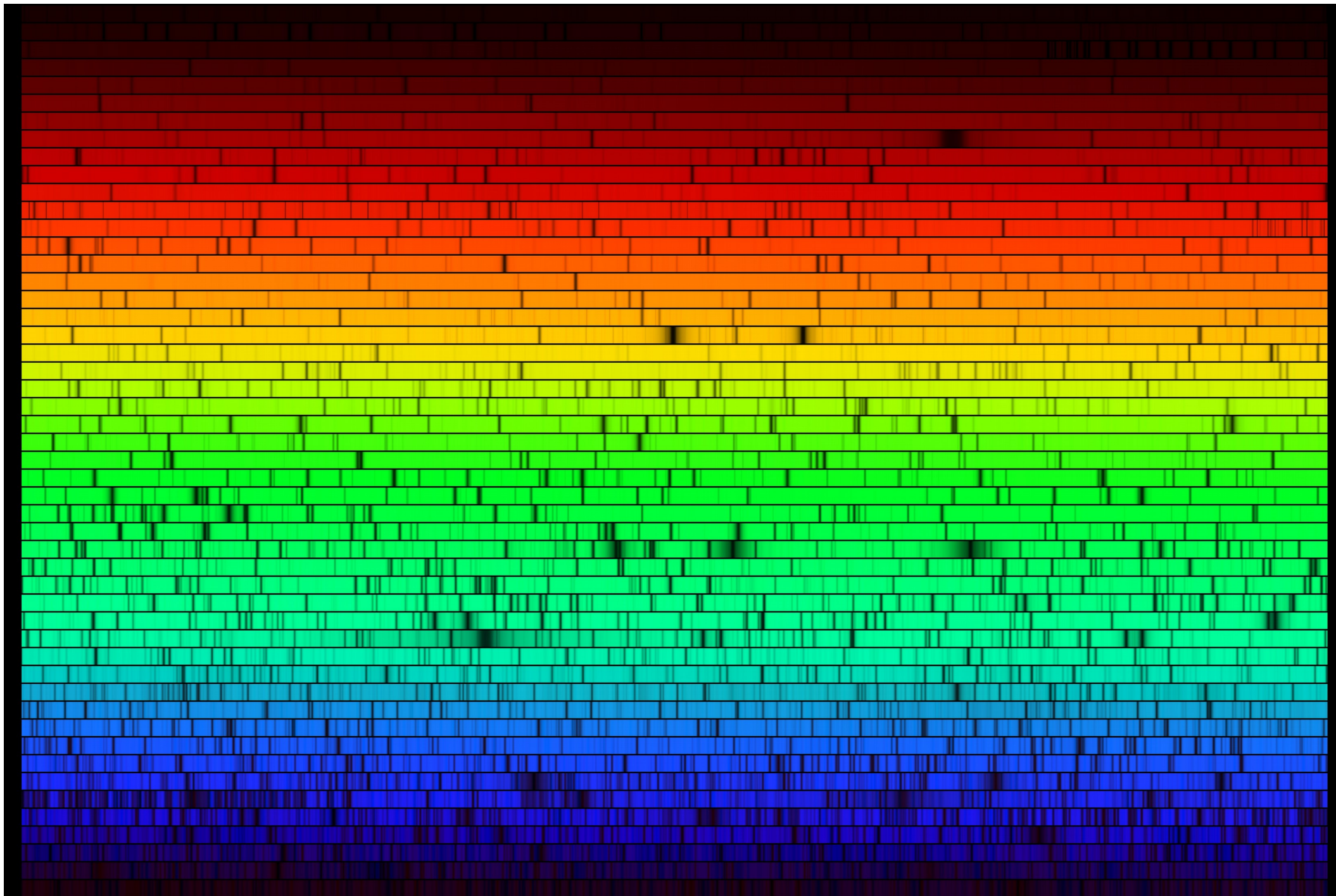
Rosat All Sky Survey (MPE)

100,000 `sources`



A power source entirely different from the nuclear fusion that drives the Sun and stars

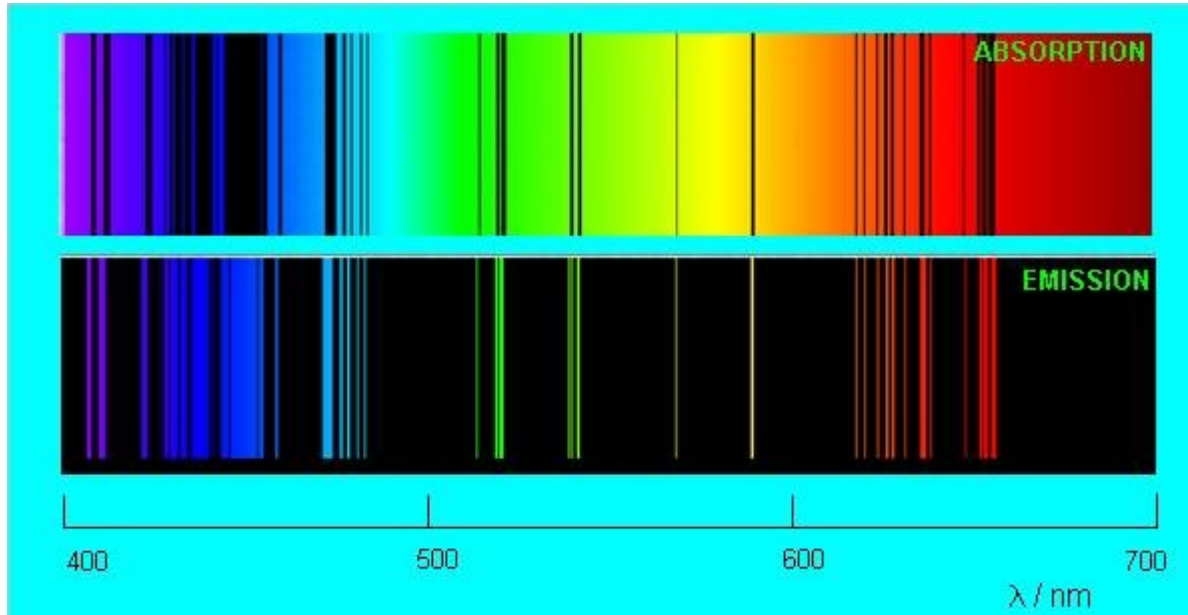
...and much more efficient



Solar spectrum, 2960-13000 Angstroms

Data: Bob Kurucz et al (SAO); Image: Nigel Sharp. NOAO; Telescope: KPNO-McMath

What we can learn from a spectrum:



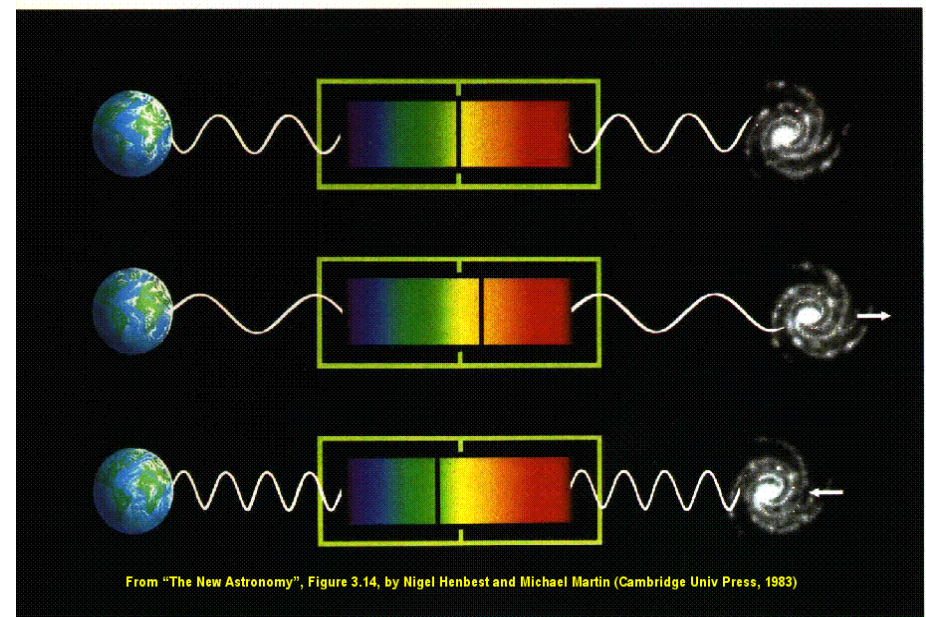
What is the light source made of?

- this is the “fingerprint” of sodium

What are the physical conditions like?

- relative brightness and thickness of different lines indicates temperature and density

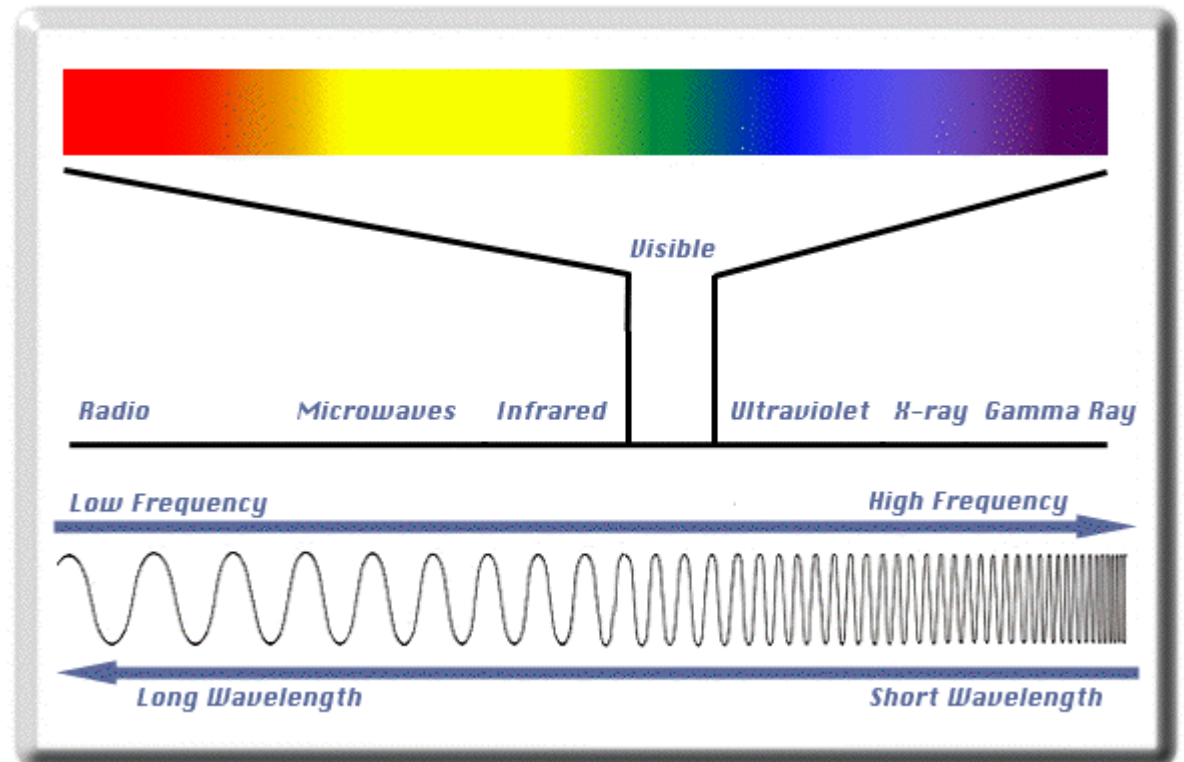
How fast is it moving?
“Doppler Shift” stretches or squeezes the spectrum:
read off the speed

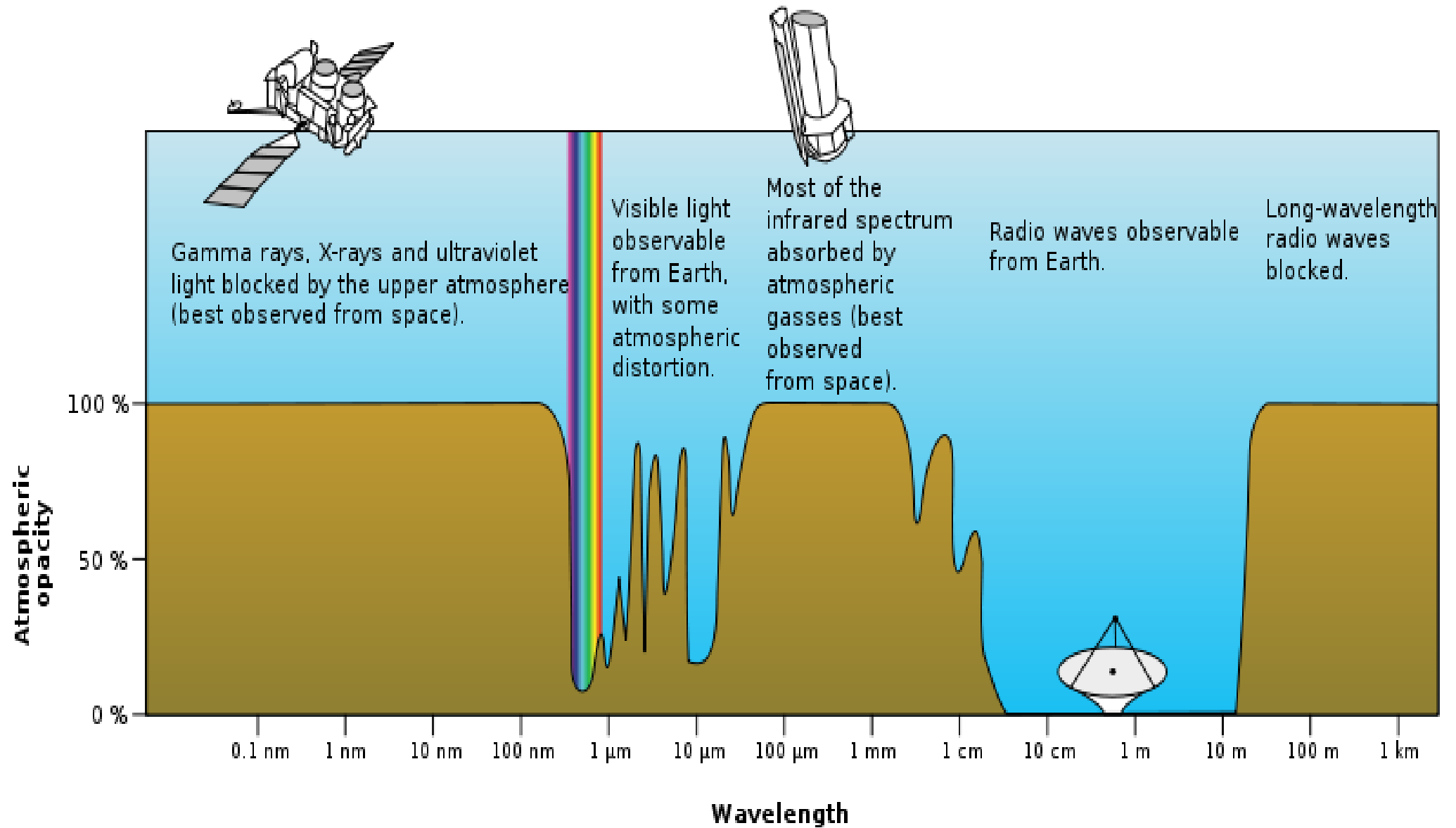


What's happening in the Universe these days?

We often divide up astronomy by the different WAYS WE LOOK AT THE SKY...

- RADIO telescopes which mostly see 'nonthermal' radiation
- INFRARED telescopes see cold (10-1000K) matter – star formation
- OPTICAL telescopes see warm (1000-100000K) matter – ordinary stars and gas
- X-RAY telescopes see hot (1 to 10 million K) matter – black hole accretion, supernovae and other drastic events







What is Chandra?

The greatest X-ray telescope ever built!



Orbits the Earth to be above the atmosphere (which absorbs X-rays, *luckily!*)

Goes 1/3 of the way to the Moon

every 64 hours (2 ½ days)

Chandra takes superbly sharp images:

with good spectral resolution (colors) too!





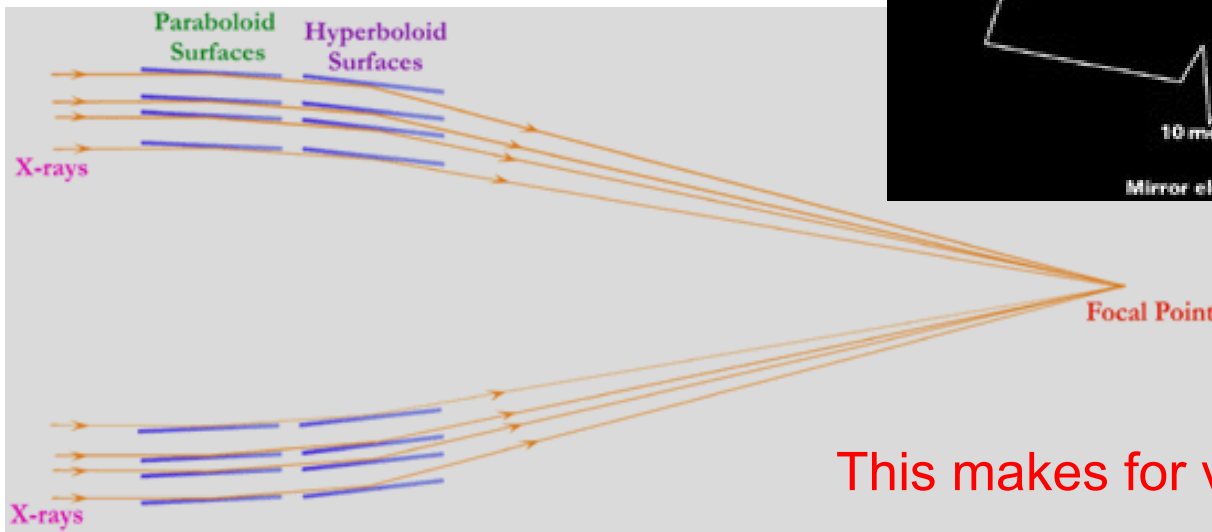
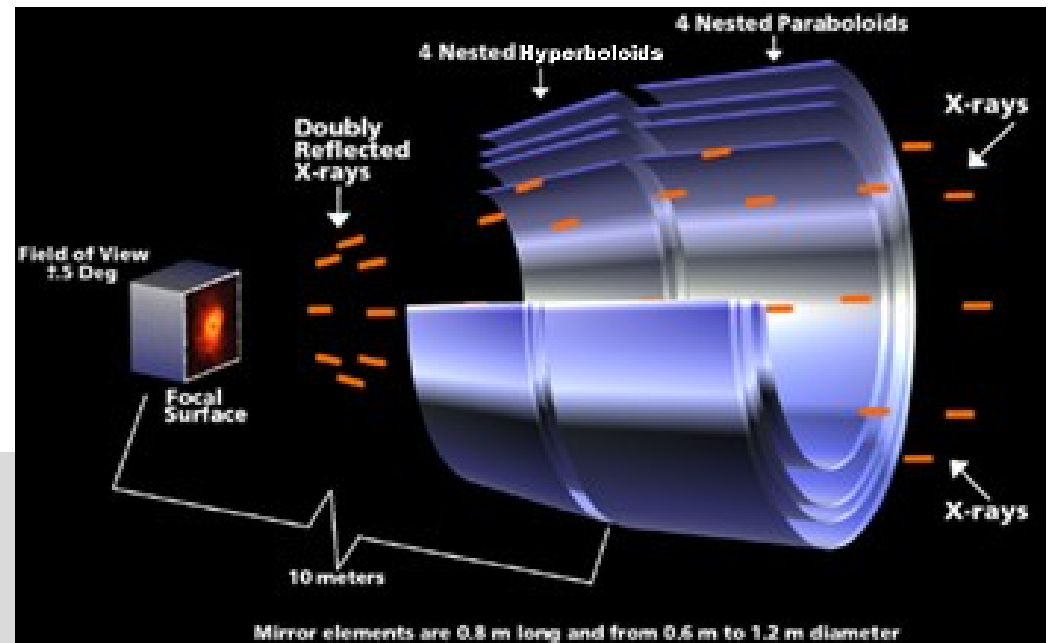
X-ray Telescopes are different

Chandra's mirrors are almost cylinders

X-rays don't reflect off a normal mirror – they get absorbed.

Only by striking a mirror at a glancing angle, about 1° , do X-rays reflect.

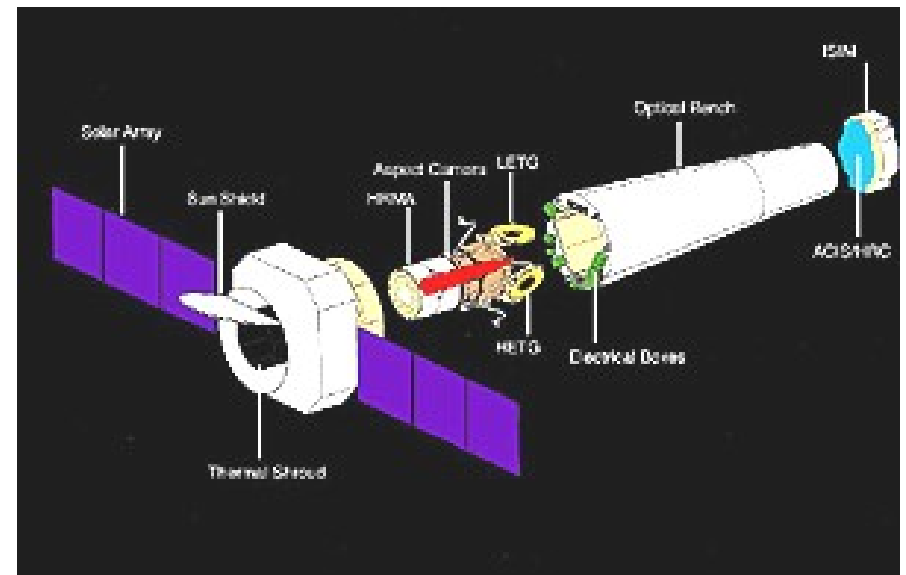
Then they act like visible light and can be focused



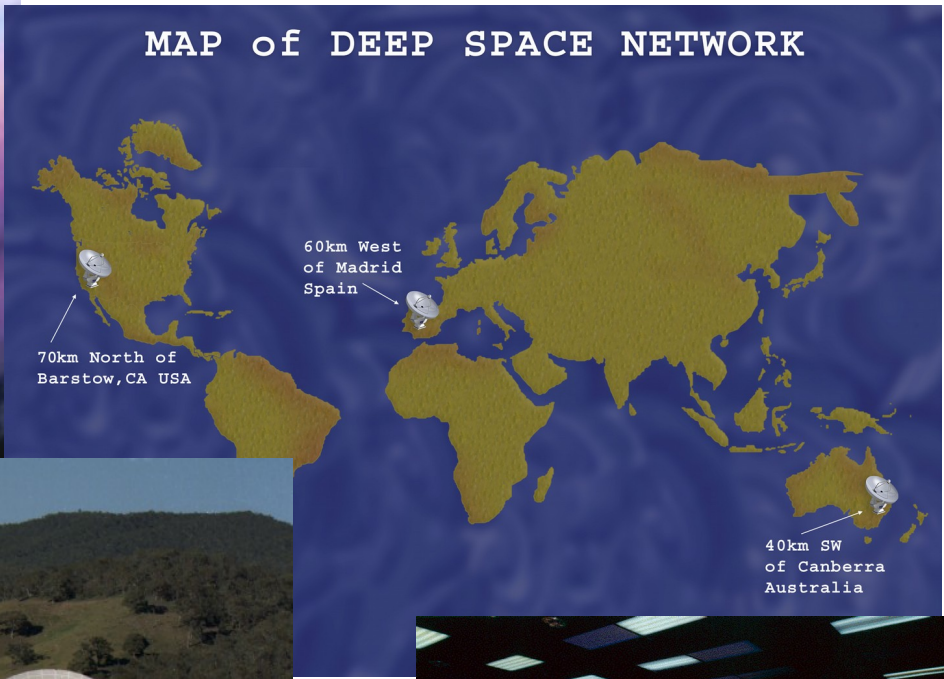
This makes for very long telescopes

The Chandra spacecraft

10 meters (32 ½ ft) from mirror to detector, 1.2 meters (4ft) across mirror




...but focuses X-rays onto a spot only 25 microns across




DSN control at Jet Propulsion Lab Pasadena, CA





Chandra science center Smithsonian Observatory, at Harvard (Cambridge, MA)



Chandra mission control Near MIT in Cambridge, MA







An orientation tour of the multicolor Universe

From the Earth to distant galaxies


Our Solar System: The Earth-Moon system



Earthrise over the Moon: 1969

1.3 seconds away at the speed of light


Our Solar System: The Sun – a main sequence star, spectral type G2 V



The Sun: 8 minutes away


Our solar system:
Jupiter
(visible light,
Hubble)



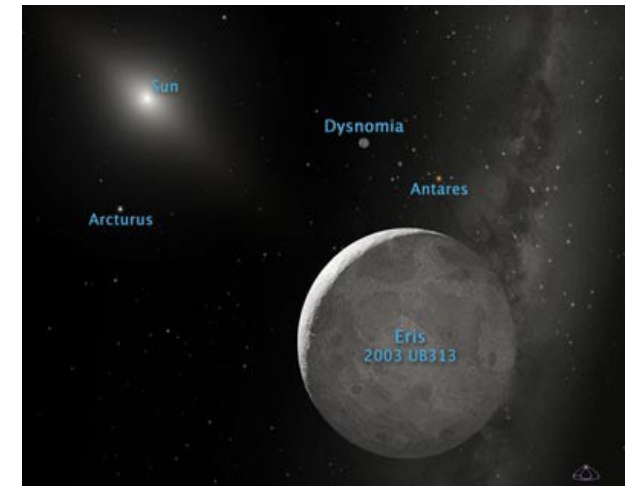






Our Solar System: Neptune and Beyond



VIII Neptune:	4 hours	50000 km
134340 Pluto:	4h 24min	2300 km
136108 Haumea:	7h 4 min	1960 x 1000
136472 Makemake:	7h 13 min	1500 km?
136199 Eris:	13h 23 min	2600 km




The Milky Way Galaxy: star clusters



Pleiades Star Cluster in Taurus: 440 years away

Seen as it was when Shakespeare was a child


The Milky Way Galaxy: Nebula



Rosette Nebula in
Monoceros
4900 years away

Seen as it was when the
first pyramids were built
in Egypt





NGC 1333
(Winston et al 2010)

780 years away



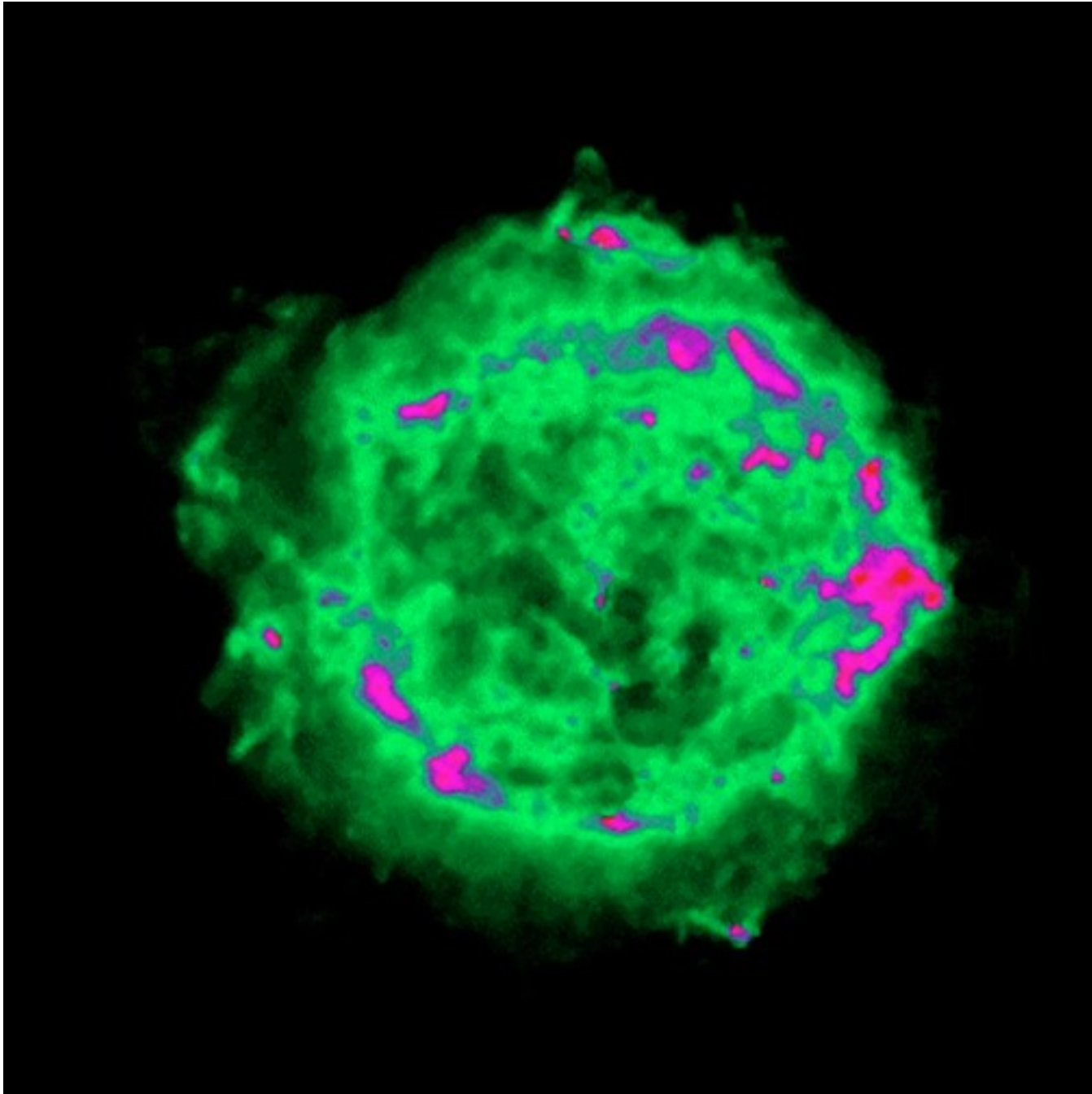
Globular cluster Messier 13

145 years diameter

25100 years away

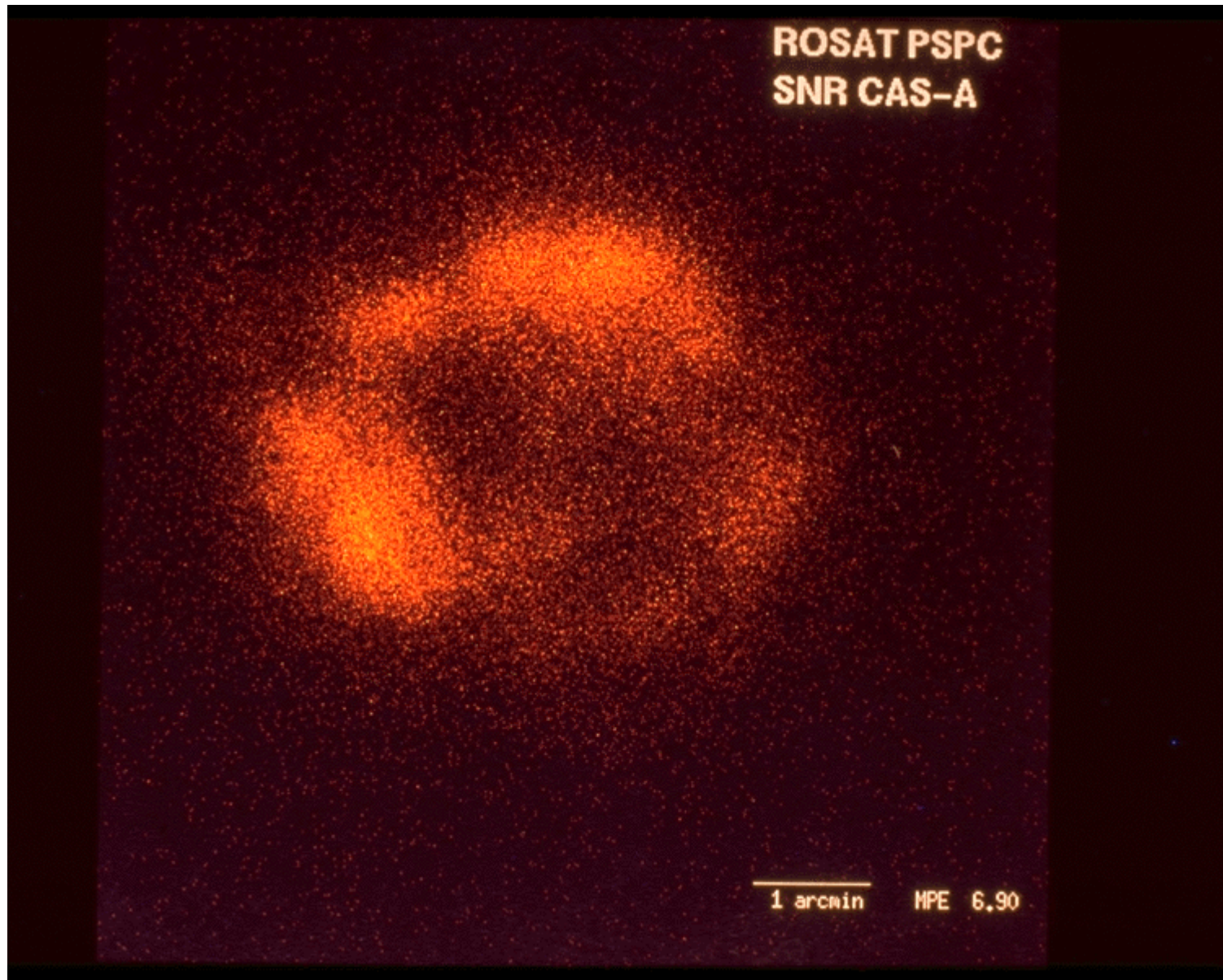
About a million stars? 11.7 Gyr old?


Milky Way galaxy: Supernova remnant (radio)



Cas A as seen
by a radio
telescope

Milky Way galaxy: Supernova remnant (X-ray)



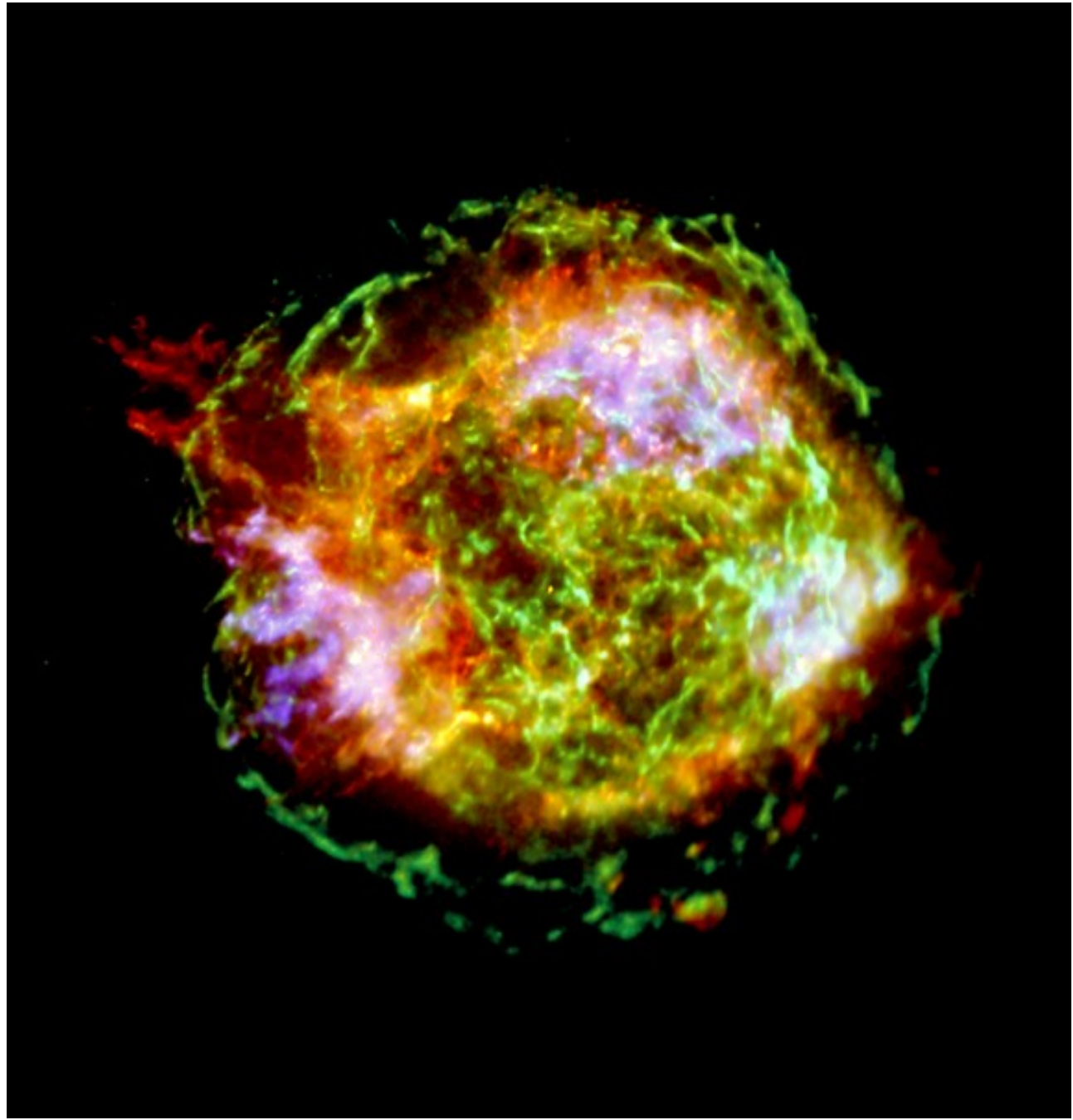


1 hour
with
Chandra

Milky Way galaxy: Supernova remnant (X-ray)

- 1 megasecond (11 days)
- Blue: Iron
- Red: Silicon
- Green: outer shock wave

Cas A with Chandra (Una Hwang)



11000 light years away


16 light years across

The Milky Way Galaxy: Galactic Center




Milky Way in Sagittarius: 30000 Years Away
Seen as it was when modern humans had just evolved






The Extragalactic Universe: Spiral Galaxy



Great Galaxy in Andromeda (M31): Our Next Door Neighbour - 2 Million Years Away

Seen as it was in the Pleistocene


Extragalactic Universe: Spiral Galaxy



Galaxy NGC 3982 in Ursa
Major – 60 Million Years Away


Tertiary (K-T boundary)

SUPERNOVAE



Type 1a SN:

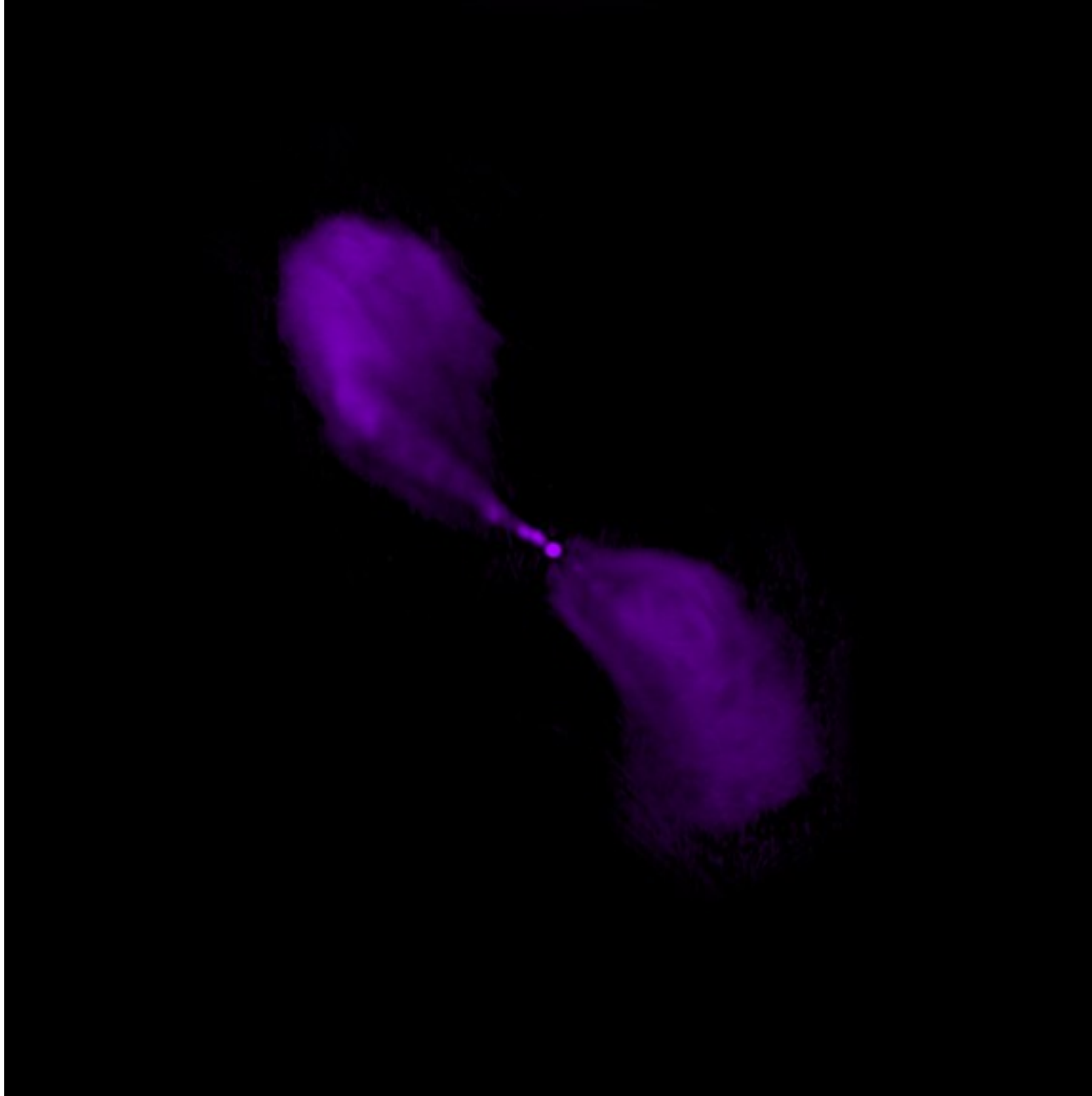
- White dwarf star in binary system
- Steals extra mass from companion
- Reaches critical mass
- Runaway fusion converts part of the star to energy within a few seconds
- Star flies apart
- Radioactive decay of newly made elements releases energy over months
- Can tell how much energy it's putting out from how long it takes to fade, so can tell how far away it is!
- Use them to map out the scale of the universe



Artist's rendition of a white dwarf accumulating mass from a nearby companion star. This type of progenitor system would be considered singly-degenerate.




Galaxy Centaurus A (NGC 5128) - 12 million light years away



Extragalactic Universe: Active Galaxy (X-ray)







Artist's impression of a quasar

In the middle is a spinning supermassive black hole (SMBH)

Matter orbiting the hole slowly spirals down into it

As the matter trickles downhill it gains energy from the black hole's gravity – the matter is squeezed and gets hot, and releases energy

LOTS of energy – more efficient than nuclear fusion

Some of the matter misses the hole and gets shot out the north and south poles at almost lightspeed - “jets”

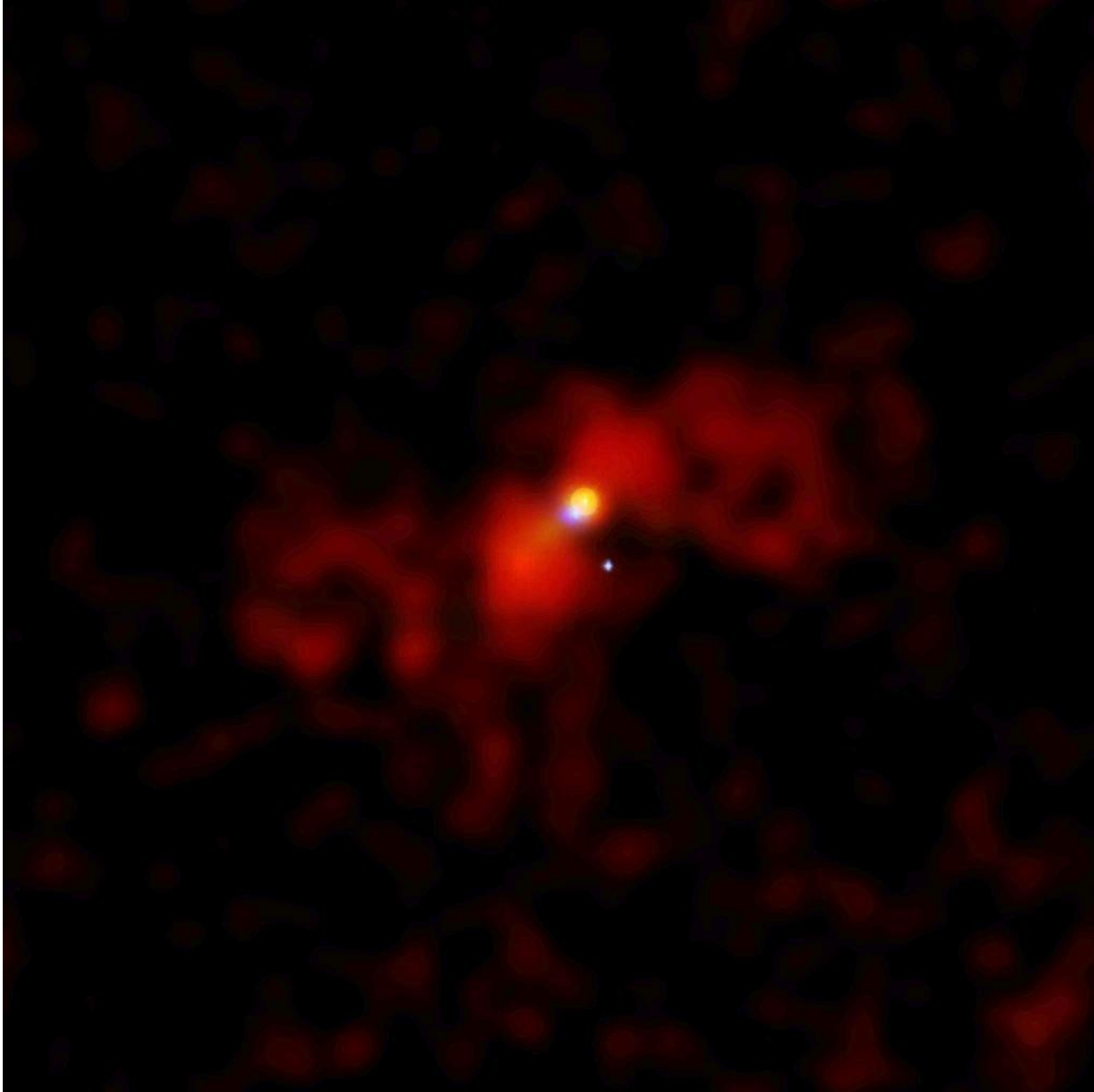
Extragalactic universe:
Merging galaxy (visible light)

Galaxy Arp 220




Merging galaxy Arp 220

- $z=0.018$ (250 million light years)
- Energy output: 1 trillion suns
- Most energy output in the infrared
- 20-year controversy: star formation or quasar?
- Answer: both, but mostly star formation
- Work with Dave Clements (Clements et al 2002, ApJ 581,974; McDowell et al 2003, ApJ 591,154)



Arp 220 nucleus

- Deep in the galaxy, Chandra reveals:
 - - a large region of newly forming stars (yellow)
 - - a source of 'hard' X-ray radiation partly obscured by dust and gas, and coinciding with a pair of bright points seen with radio telescopes – at least one (and maybe 2) supermassive black holes at the very center of the galaxy
- Further from the middle, a bright X-ray binary star, probably with a black hole – brighter than any x-ray star in our galaxy




The Extragalactic Universe: Cluster of Galaxies



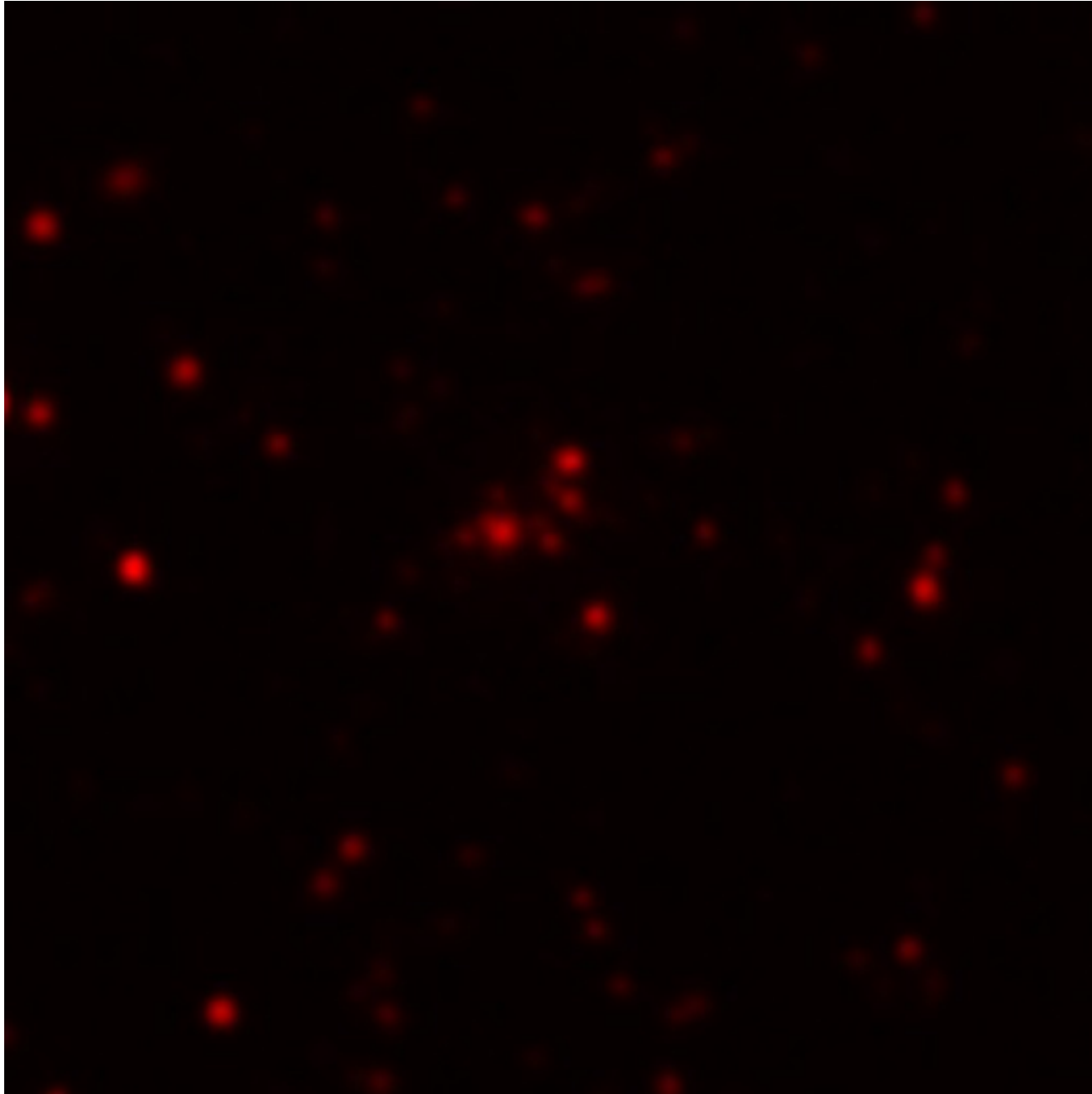
Abell 2744 - 3.5 billion light years away

The Extragalactic Universe: Cluster of Galaxies



IDCS J1426.5+3508 10 billion light years away
($z=1.75$)

The Extragalactic Universe: Cluster of Galaxies



IDCS J1426.5+3508 10 billion light years away
($z=1.75$)

The Extragalactic Universe: Cluster of Galaxies





IDCS J1426.5+3508 10 billion light years away
($z=1.75$)


The Extragalactic Universe: Cluster of Galaxies



IDCS J1426.5+3508 10 billion light years away
($z=1.75$)









The Bullet Cluster, 1E0657-56

Extragalactic universe:
Cluster of galaxies (X-ray,
visible and dark-matter
model)

Two clusters in collision: studying this object let us measure the dark matter

Right: what we see directly in X-rays (red) and optical


Below: blue shows the matter distribution we infer




Distance: 3.3 billion light years

Size: 3 million l.y.

Data: Maxim Markevitch et al.



X-Ray



Optical

Chandra Deep Field South 7 Ms

Extragalactic universe:
Quasars (X-ray)


The Bootes survey

1000 supermassive
black holes



SHOWN FOR SCALE

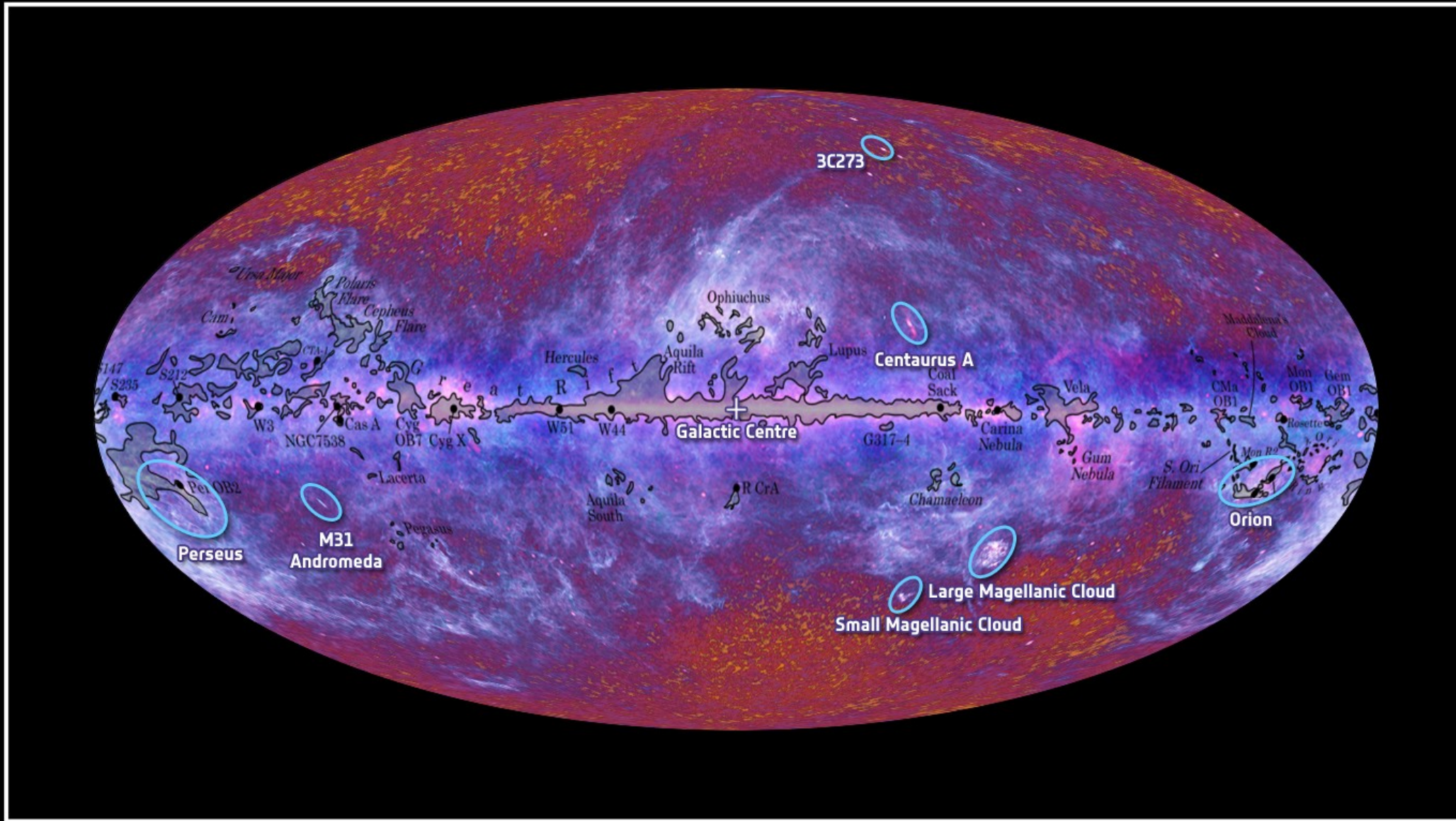




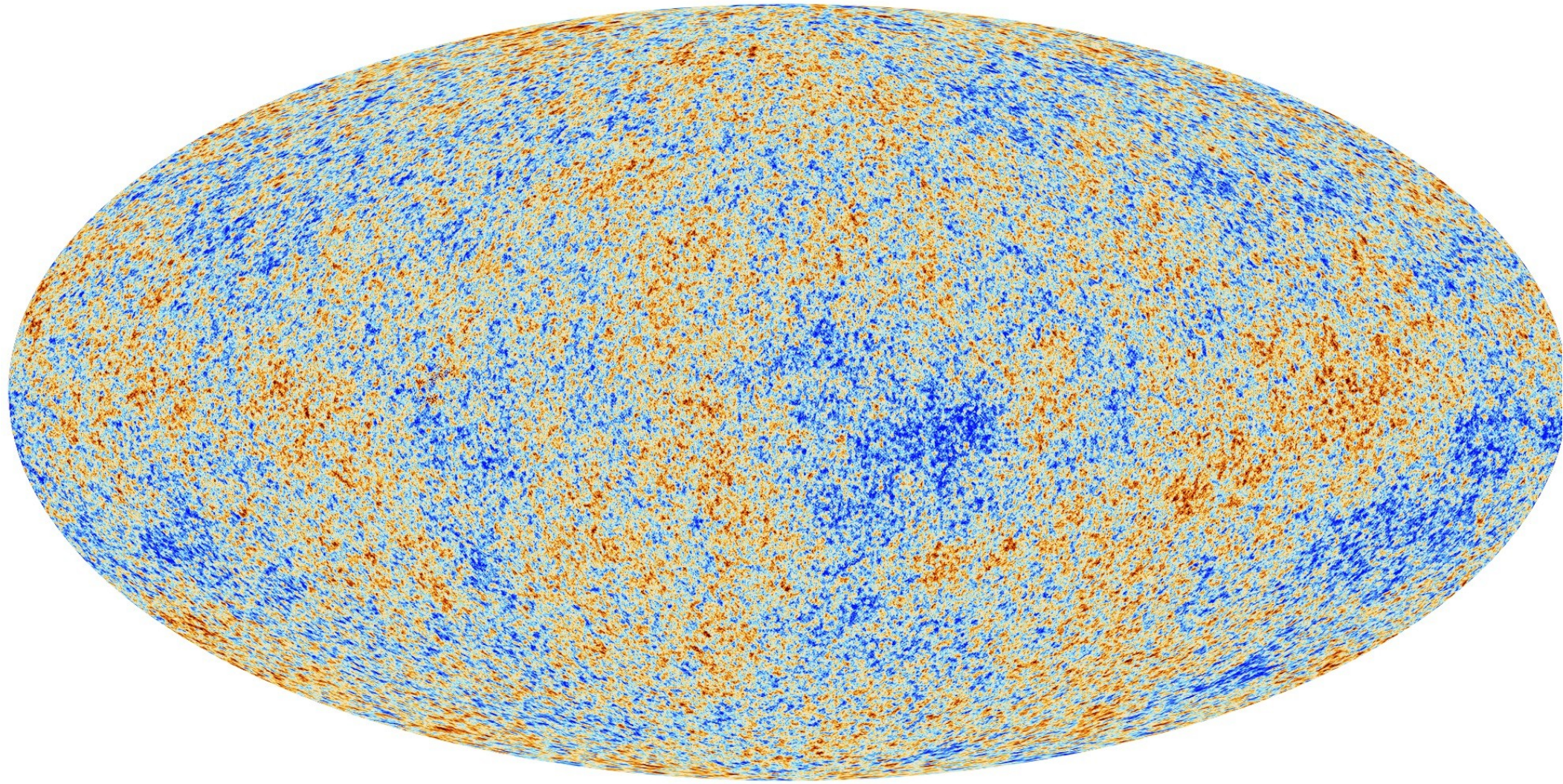
The Planck one-year all-sky survey




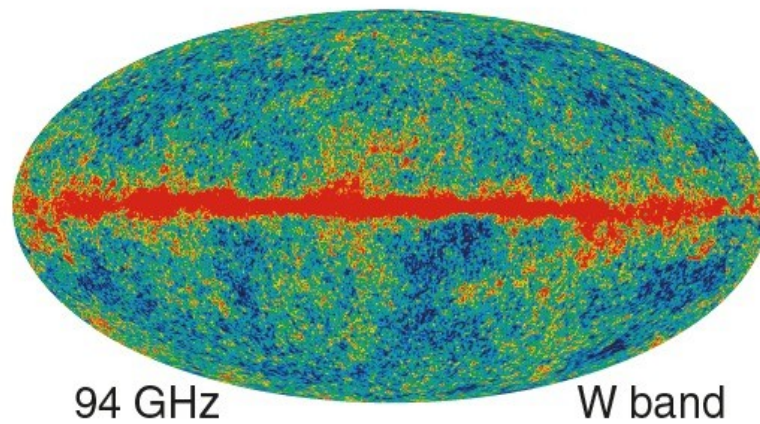
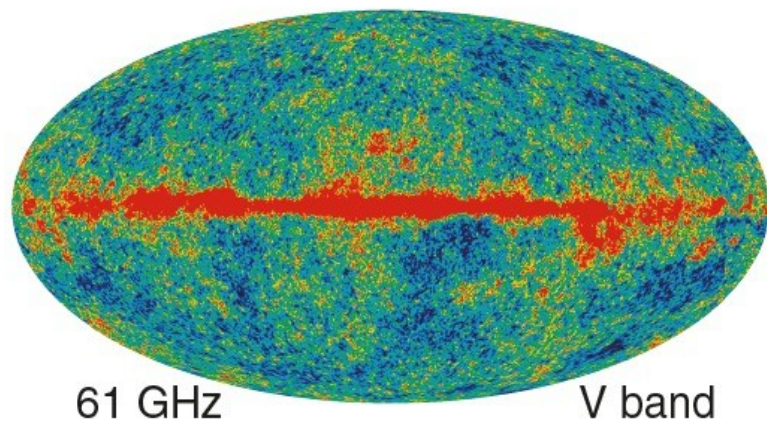
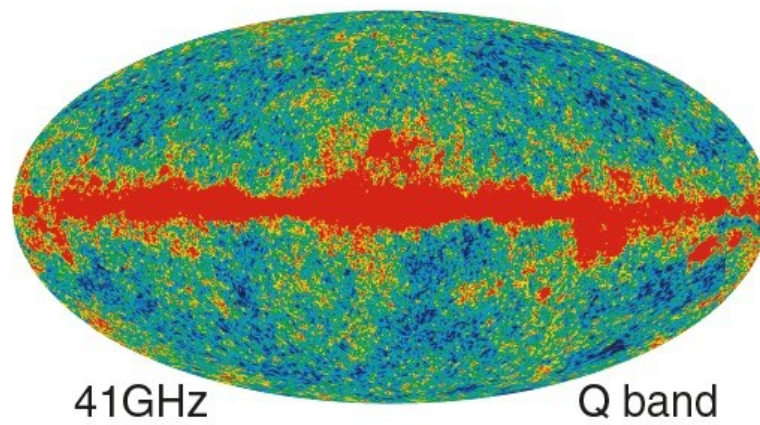
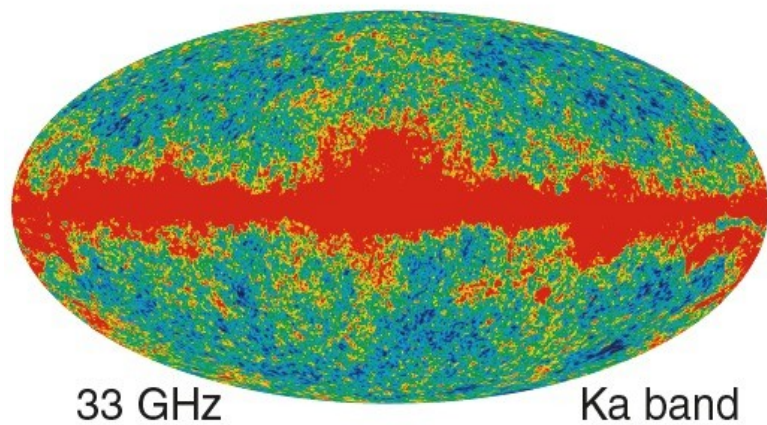
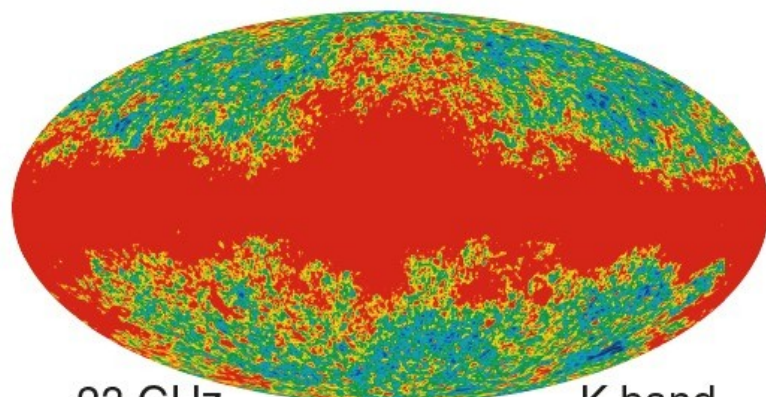
[c] ESA, HFI and LFI consortia, July 2010



After subtracting the nearby stuff, we get the cosmic background – this light is coming from the Big Bang.



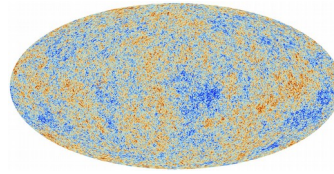
WMAP
Science Team



RECAP OF THE UNIVERSE


The Universe:

- Big Bang light
- Clusters of Galaxies
- "Field" galaxies



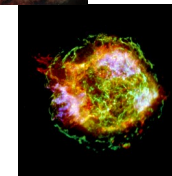


Clusters of Galaxies

- Elliptical galaxies
- Spiral Galaxies
- Cluster hot gas






Galaxies

- Supermassive black holes and quasars
- Star systems
- Globular Clusters
- Open Star Clusters
- Nebulae (H-II regions, dust clouds, molecular clouds)
- Nebulae (Supernova remnants)




Star Systems

- Stars (single, binary or multiple)
- Stellar remnants (pulsars, neutron stars, stellar-mass black holes)
- Worlds (rocky, icy, gas giant, ice giant)
- Planets, Moons, Dwarf planets
- Small Bodies (asteroids, comets)
- Protoplanetary disks
- Circumstellar disks
- Stellar winds
- Accretion disks



Part 3: Space Telescopes Galore

X-ray satellites




SWIFT – Low Earth Orbit

Suzaku – Low Earth Orbit



XMM – High Earth Orbit

Chandra




NuSTAR

Launched June 2012


Just made first definitive measurement of a black hole spin rate – evidence for general relativity effects



Hubble is not the only space telescope working at optical wavelengths – Here Jaymie Matthews shows off his tiny MOST satellite (which he calls the “Humble Space Telescope”). MOST studies bright stars to probe the seismology of their interiors.



COROT, searching for exoplanets



Kepler, exoplanet factory

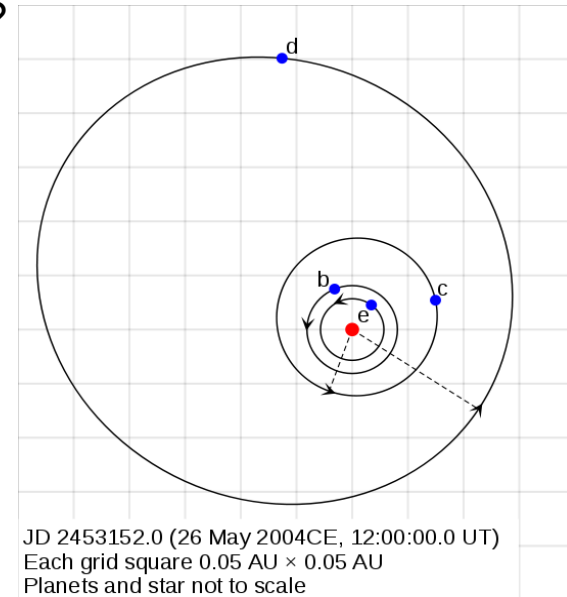
EXOPLANETS

1989: Dave Latham finds object around HD114762 – planet or brown dwarf?

1995: Discovery of 51 Pegasi b (Mayor and Queloz, Geneva)
a “Hot Jupiter”, only 5 million mi (8 million km) from its parent star


2007-2009: Gliese 581 system
Gliese 581d, mass of 6-10 Earths
A “super-Earth” in the habitable zone

2012: 760 exoplanets now known
Kepler mission finding many new ones, including multiple-planet
solar systems and **Earth-sized planets**



Blue: our solar system. Red: Pre-2012 Kepler planets, Green: new Kepler planets


Infrared space telescopes



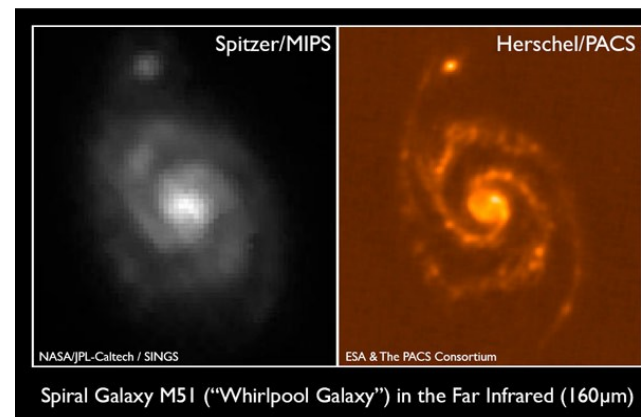
Spitzer



Herschel



M51 in visible, near IR and far IR






Milky Way Galaxy:
Cygnus X region [Infrared]

Infrared image of
Cygnus X
star forming region


The Spitzer
telescope lets us
peer through regions
otherwise opaque
and see the young
stars shaping the
environment around
them



Ultraviolet satellites



GALEX – an ultraviolet sky survey

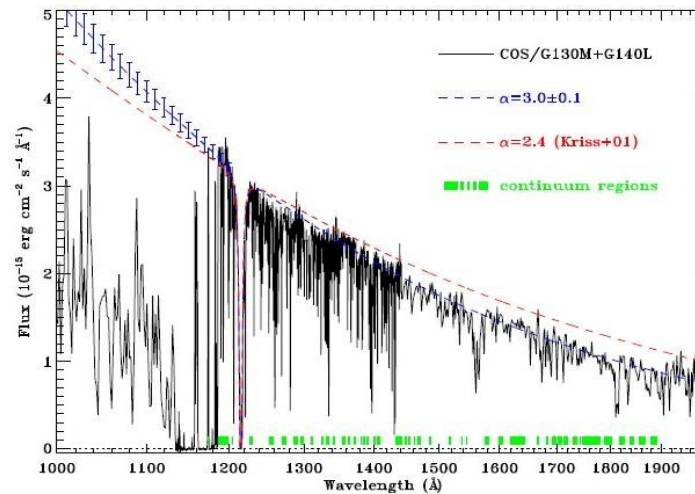


Spiral arms show up better in the UV image (left) - hot young stars


COS spectrograph on Hubble



COS spectra map out the intergalactic medium (Shull et al 2010)



Extragalactic universe: Andromeda Galaxy
[Ultraviolet, GALEX satellite]



Gamma ray satellites



AGILE – low orbit

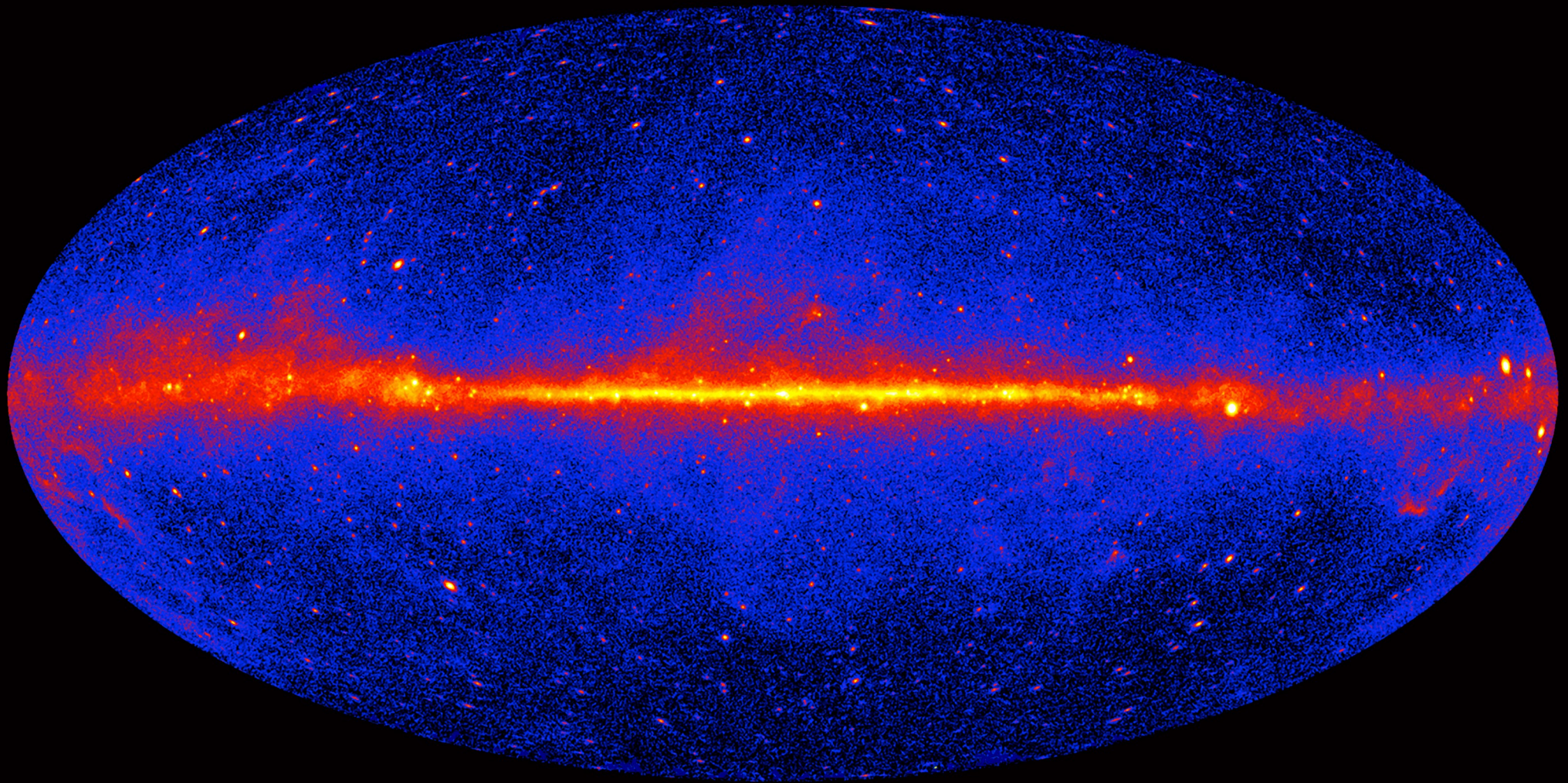


Fermi – gamma rays,
low orbit



Integral – gamma
ray satellite, High
Earth Orbit


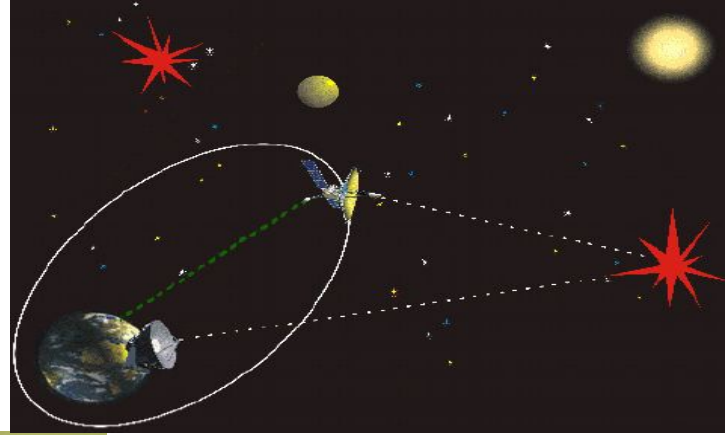
Whole sky view (Milky Way and extragalactic) [Gamma ray, Fermi satellite]




Gamma ray sky seen by Fermi
Gas in the Milky Way and a sprinkling of distant black holes

Radio Telescopes in Space


Spektr-R launched in 2011, its dish is combined with dishes on the Earth to make a pseudo-telescope 200000 miles in diameter to study structures only a few light years across in distant quasars




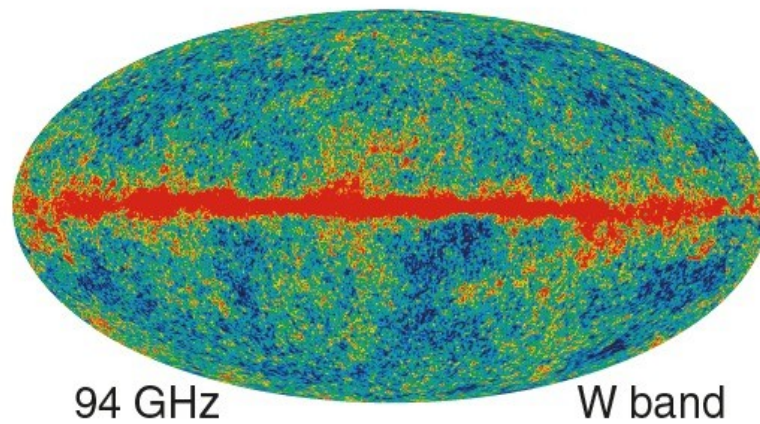
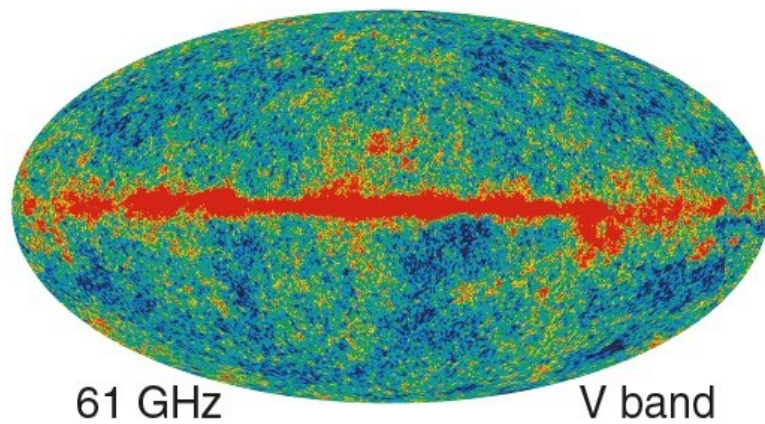
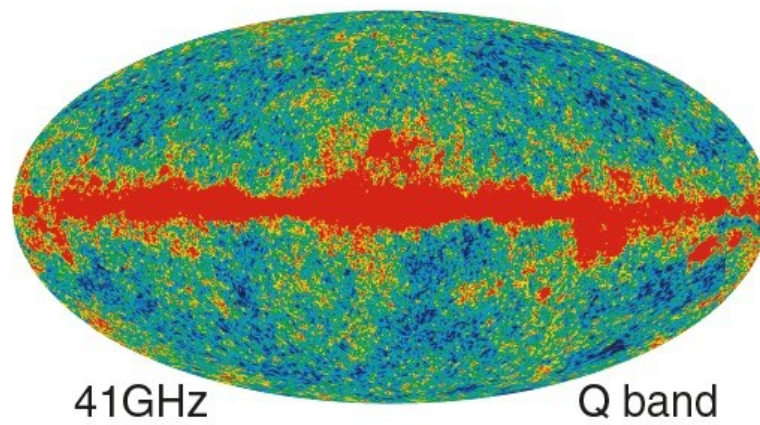
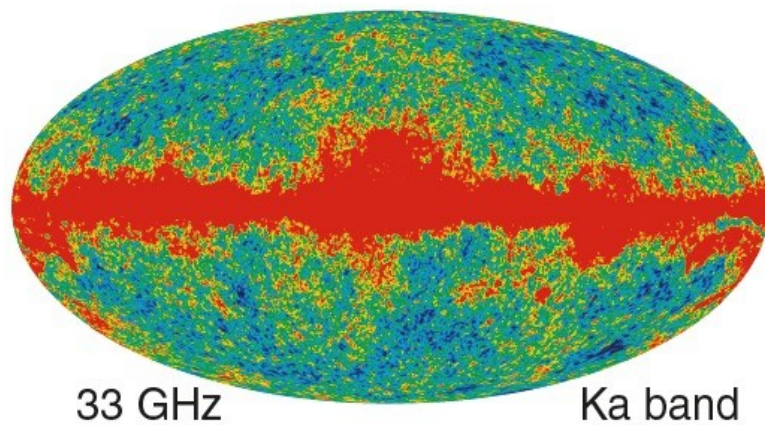
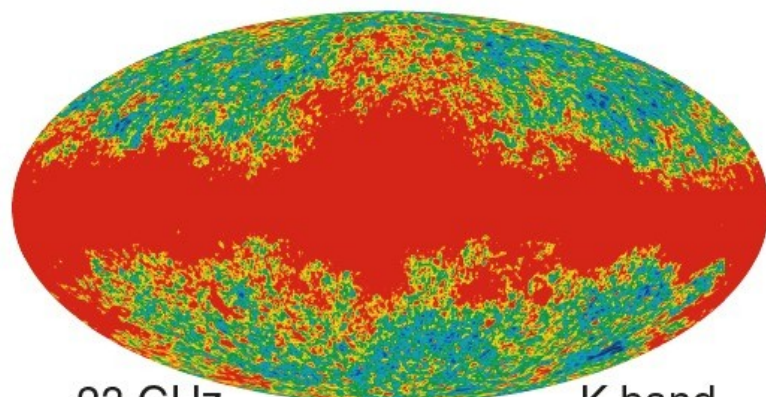
Planck – imaging the cosmic microwave background



Swedish Odin satellite measures interstellar molecules

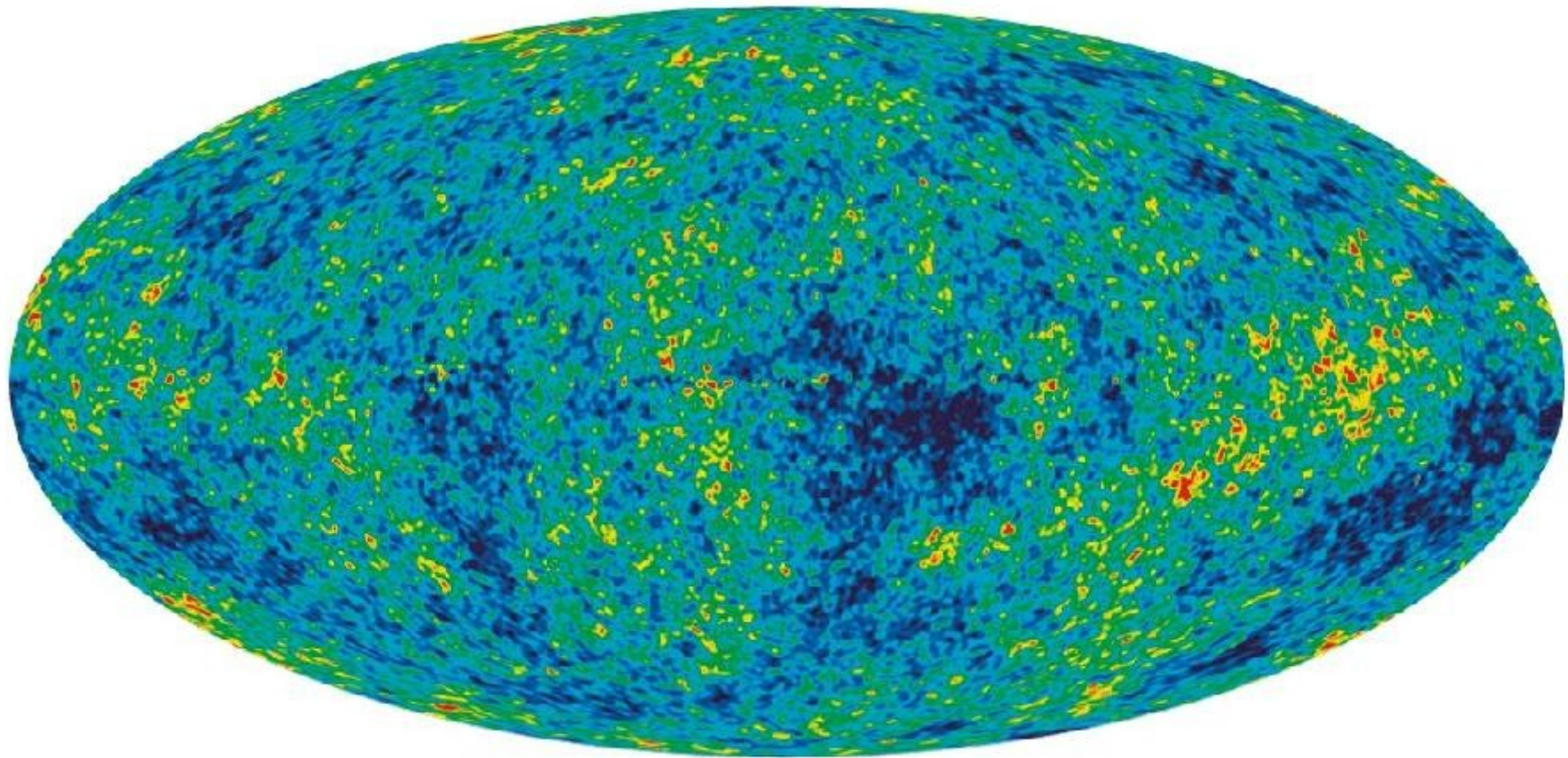


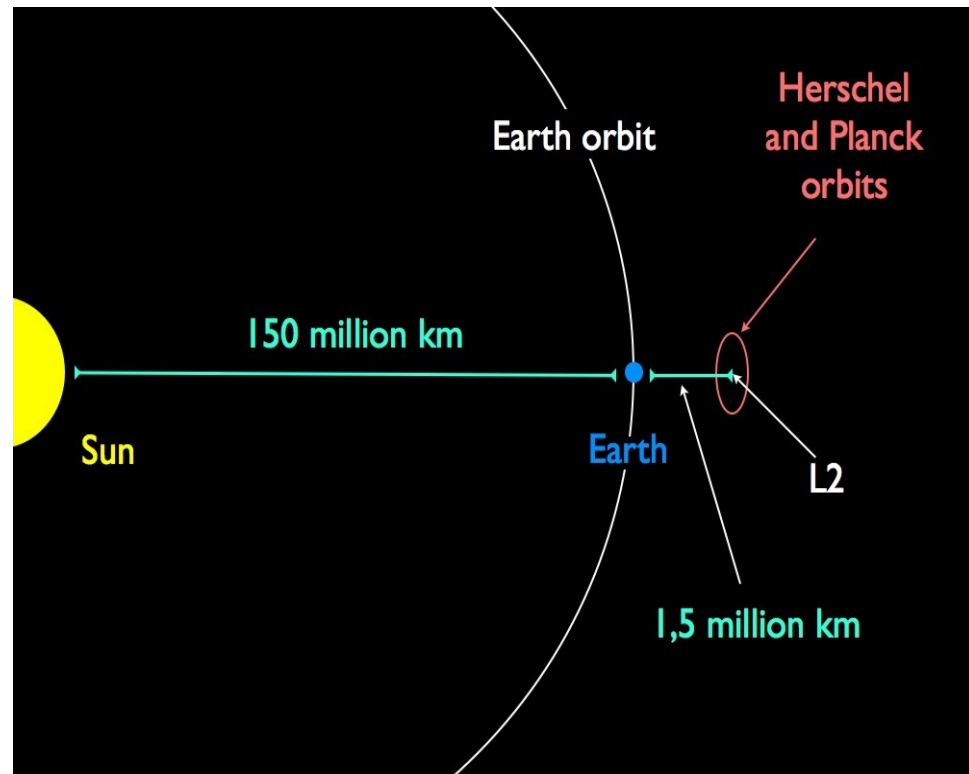

WMAP
Science Team

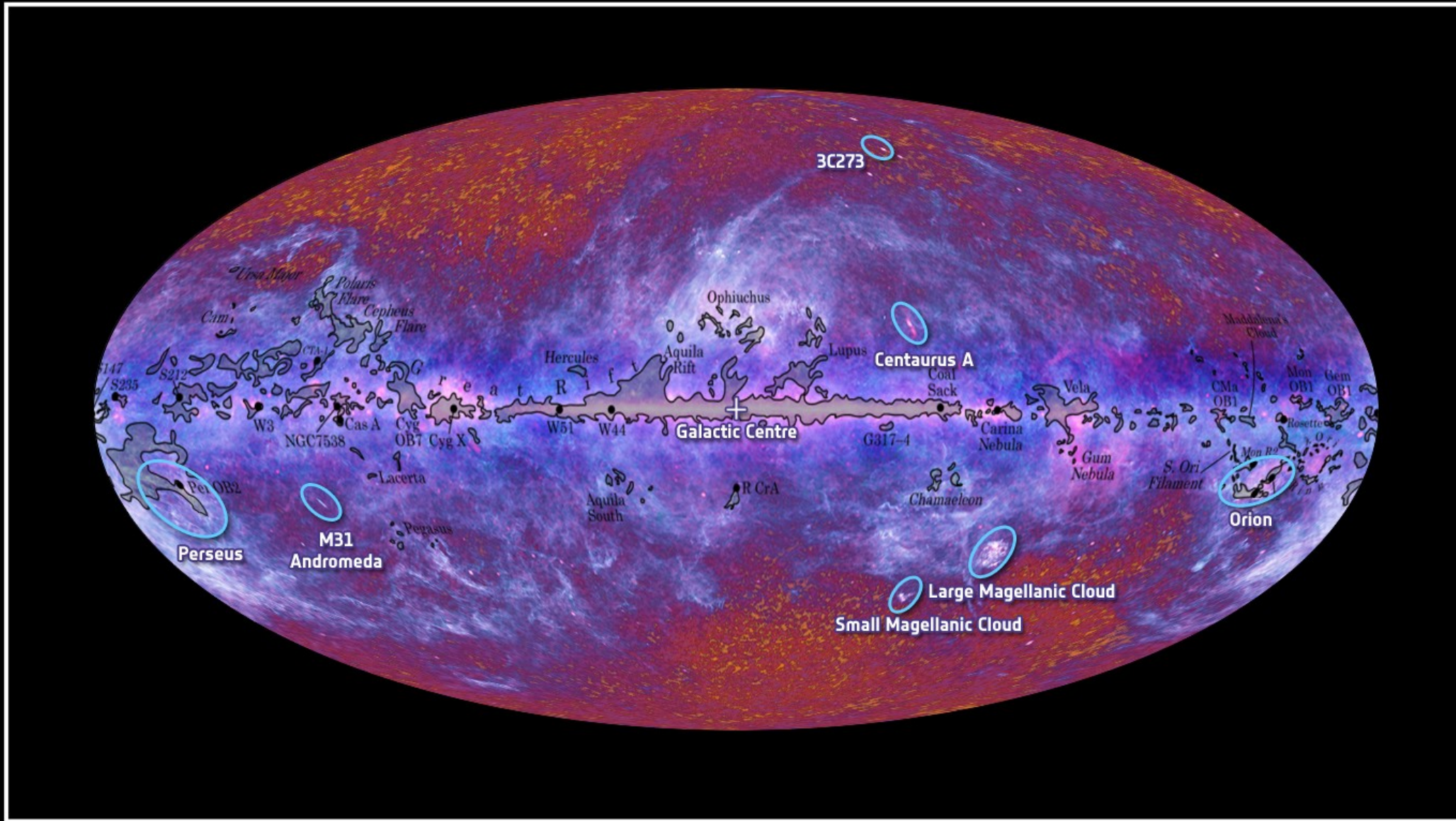


Whole sky view (Milky Way subtracted out) [Microwave, WMAP]

WMAP: Imaging the universe as it was 13.7 billion years ago
The specks are the seeds from which galaxy clusters will form
From their size we can work out the age of the universe









Postscript: The Future

GAIA will measure
distances to a billion
stars in our galaxy





THE JAMES WEBB SPACE TELESCOPE

Science Instrument Module (SIM)

Houses all of Webb's cameras and science instruments

Trim flap
Helps stabilize the satellite

Solar power array
Always facing the Sun, panels convert sunlight into electricity to power the observatory

Earth-pointing antenna
Sends science data back to Earth and receives commands from NASA's Deep Space Network

Spacecraft bus
Contains most of the spacecraft steering and control machinery, including the computer and the reaction wheels

Primary Mirror

18 hexagonal segments made of the metal beryllium and coated with gold to capture faint infrared light

Secondary Mirror

Reflects gathered light from the primary mirror into the science instruments

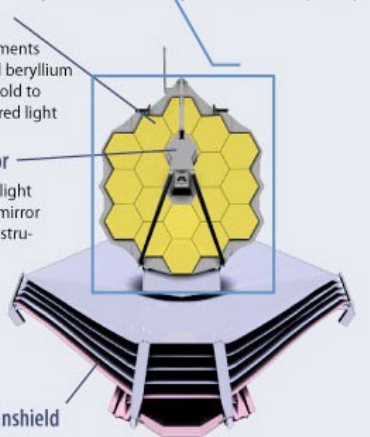
Multilayer sunshield

Five layers shield the observatory from the light and heat of the Sun and Earth

Star trackers

Small telescopes that use star patterns to target the observatory

Optical Telescope Element (OTE)



JWST – the James Webb Space Telescope
Launch 2018? by Ariane 5

NASA + European Space Agency+ CSA

6.6m dia. mirror

18 hex segments

Infrared telescope

James Webb,
1906-1992, boss
of NASA 1961-68

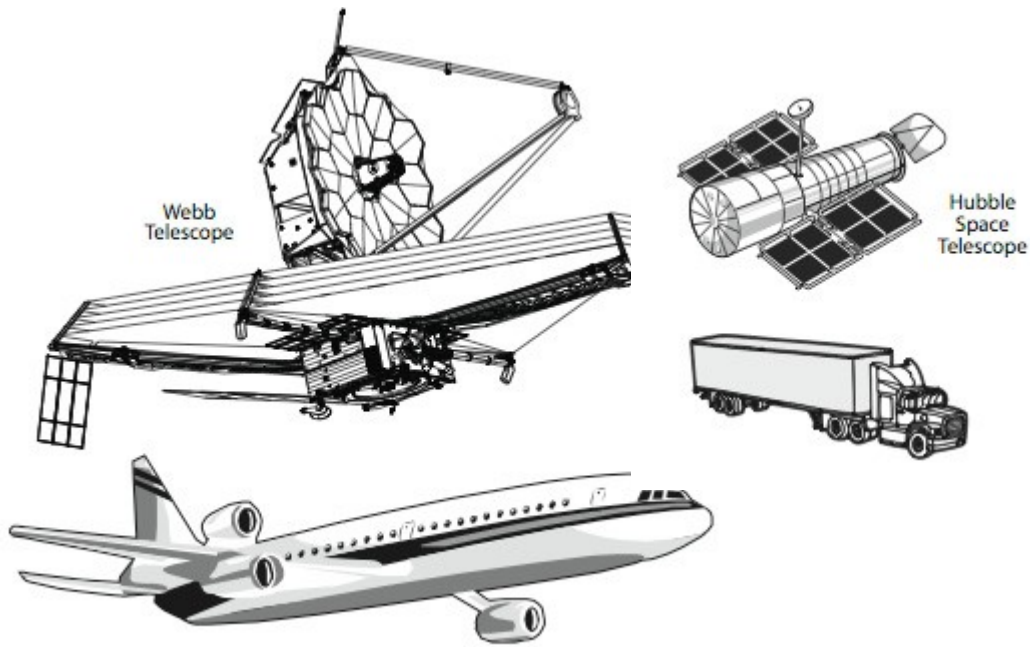
NIRCam Near IR imager

MIRI Mir IR images/spectra

NIRISS Near IR images/spectra

NIRSpec Near IR spectra





Ground based telescopes showed us what nearby galaxies are like

Hubble showed us what galaxies were like 10 billion yr ago ($z=2$)


JWST will do the same job for galaxies 12 to 13 billion years ago ($z=5-6$) when the first galaxies were forming

How did galaxies form?

How did the universe change between then and now?

JWST will also study protostars in our own galaxy, probing inside their dust cocoons and imaging the dusty disks from which planetary systems form

And JWST will have a limited ability to study the atmospheres of some exoplanets and extend the search for life – but most of that will have to wait for yet another generation of telescopes



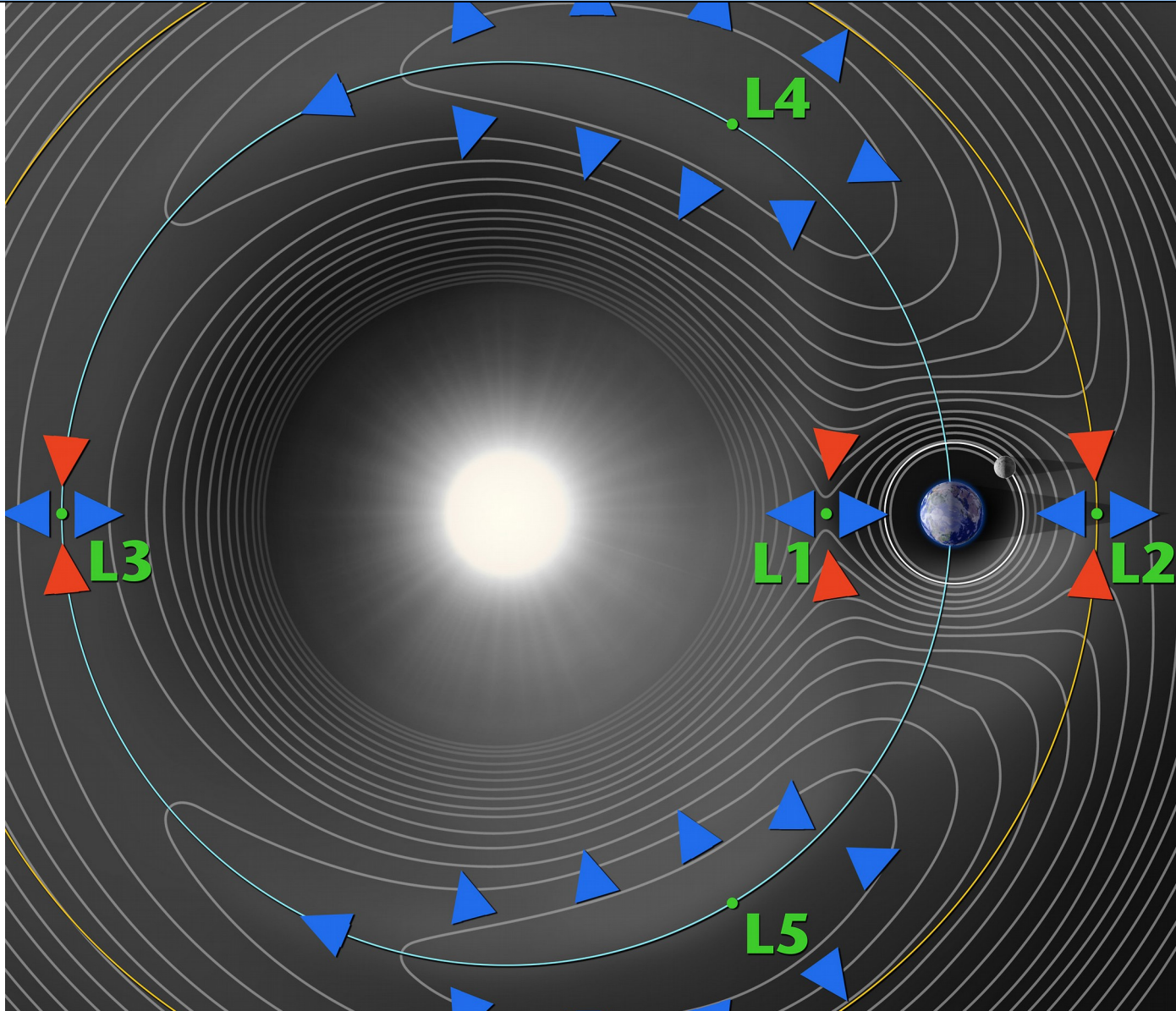
The Lagrange Points: Gravity hills and valleys in the Sun-Earth system

Newton's gravity law with two point masses orbiting each other and a third low-mass test particle - work in rotating frame, 5 solutions of the Lagrange Quintic

L1 is a stable point 1.5 million km from Earth towards midday

L2 is an unstable point 1.5 million km towards midnight

L4 and L5 are the stable equilateral-triangle 'Trojan' points; L3 is unstable (and counterintuitive!)



The Universe in the 21st Century:

Here and now:

- Most stars have planets (Kepler mission)
Earth-sized planets very common
Habitable planets? Coming soon...
- Relative amounts of Earth chemical elements understood from nuclear reaction rates in stars ('we are stardust')
Now studying freshly made elements in supernova fireballs
- Our galaxy grew partly by gobbling up dwarf galaxies
See partly digested streams of stars

Back in the day:

- We know the Universe is 13.7 billion years old
- We now see galaxies at only 0.5 billion years after the Bang
- The young universe was crowded and violent, lots of colliding galaxies and quasars
- The universe is not just full of stars shining by nuclear fusion
Much of the energy is coming from gravity reactors – gas falling into giant black holes – and natural particle accelerators – jets from spinning black holes.